



REGULAR MEETING
September 10, 2021 at 12:00 p.m.
via Zoom

AGENDA

- 1. Call to Order**
- 2. Roll Call**
- 3. Approval of Agenda**
- 4. Approval of Minutes**
 - [A.](#) Minutes August 13, 2021, Meeting

- 5. Communications**
- 6. Requests for Payment**
- 7. Requests for Purchase**
- 8. Recommendations on Bids**
- 9. New Business**
- 10. Unfinished Business**
- 11. Reports**
 - [A.](#) Water Production Report
 - [B.](#) Financial Statements through August 31, 2021
 - [C.](#) SLWSR Construction Update

- 12. Appropriations**
 - [A.](#) Approval and Ratification of Claims & Accounts

- 13. Public Comment**
- 14. Adjournment**

A regular meeting of the Gratiot Area Water Authority was held virtually via Zoom and called to order at 12:01 p.m. by Vice-Chairperson Matt Schooley. A quorum of the Authority Board was present.

Roll Call

Authority members present: Matt Schooley, Roxann Harrington, Bill Leonard, Tom Reed, and Jim Wheeler.

Authority members not present: Kurt Giles.

Others present: David Ringle, Keith Risdon, Kent Nothstine, and John Willemin.

Approval of Agenda

Vice-Chairperson Schooley offered an amendment to the agenda and moved that it be placed under New Business.

Motion by Authority Member Wheeler, seconded by Authority Member Reed, to approve the agenda.

Motion carried with a roll call vote.

Aye: Schooley, Harrington, Leonard, Reed, and Wheeler.

Nay: none.

Absent: Giles.

Approval of Minutes

Motion by Authority Member Reed, seconded by Authority Member Leonard, to approve the minutes of July 9, 2021. Motion carried with a roll call vote.

Aye: Schooley, Harrington, Leonard, Reed, and Wheeler.

Nay: none.

Absent: Giles.

Communications

Requests for Payment

Requests for Purchase

Recommendations on Bids

New Business

Vice-Chairperson Schooley offered the following Resolution for Bill Pilmore, Water Plant Superintendent. Dave Ringle, Director of Public Services, read the Resolution for the record. Board members and other members made comments in support and appreciation for Bill's service.

Resolution of Appreciation

Whereas, certain individuals give unsparingly and unselfishly of their time and talents to the City of Alma and its citizens and

Whereas, Bill Pilmore is one such individual who will retire on August 13, 2021, after more than 26 years of service with the Alma Water Plant; and

Whereas, Bill has been a hardworking, dedicated employee who has been very valuable at the Alma Water Treatment Plant. Bill's dedication, cooperative attitude and ability to get the job done, defined him, through his career with the city. Bill hired in with the Water Plant on December 5, 1994. Over the years he

continually proved himself to be an asset and became the new City of Alma Water Plant Superintendent in September 1997.

Whereas, during his tenure, Bill was an integral part of creating the Gratiot Area Water Authority and ensuring its success since its creation in 2012, which serves both the City of Alma and the City of Saint Louis. Bill has unselfishly made sure both communities receive the highest quality of water for both residents and businesses to use.

Whereas, Now, Therefore Be It Resolved that Chairman Giles, members of the board authority, City staff, and the residents of Alma and Saint Louis commend Bill Pilmore for a “job well done” and express their heartfelt gratitude and extend best wishes for an enjoyable, well-deserved retirement; and

Be It Further Resolved that this resolution be presented to Bill Pilmore and that it be entered into the official minutes of the Gratiot Area Water Authority.

Aye: Schooley, Harrington, Leonard, Reed, and Wheeler.

Nay: none.

Absent: Giles.

Resolution declared adopted this 13th day of August 2021.

Unfinished Business

Reports

Vice-Chairperson Schooley asked John Willemin of Fishbeck, Thompson, Carr & Huber to give a brief update on the SLWSR. They are currently working on the internal quality control review and hope to have the 90% submittal of the well house project for review by August 27th or the following week. Once the water authority reviews the submittal, they can complete the permit review set. Upgrades for the VT Scada software will be reviewed to determine the costs before bids are put out. An allowance for the electrical and gas service provided by Consumers will also be determined soon. The radio testing by J&K Communications has finished, but it has not been determined if this should be added into the contract. John does recommend the updates to the communications system be done eventually. The hydro geological report will be submitted to EGLE for their approval. The state lab inadvertently missed some of the parameters of the samples which needed to be tested from Well #12. New samples will have to be taken 10 feet away from the original pilot hole because it was too close to the county drain. This can either wait until they get the pump in for the well or call Peerless to come in and take another sample for testing. The State Historical Preservation Office submittal was completed at the federal level and will be sent to the state historical office. Pending their comments and any changes to the permit, this project should be sent out for bids soon after.

There has been discussion about connecting Well #9 to the Luce Road watermain, which would allow the wells in the area to run in either direction up Luce Road or across the river through the park. This will provide more redundancy in the delivery of water. The well abandonment project is just getting started. There is at least one well house being turned over for private use. John is not sure if they need permission from EGLE to abandon the wells but will submit the paperwork just in case. John asked if the authority would be interested in continuing the well monitoring program, and if so, should it be renewed? Until Well 12 is established it is worth continuing looking at the ground water levels. It's good background data

to show residents and the EPA as to how the wells are affecting the long-term ground water levels. The residential monitoring program has around 10 residents signed up. They will be contacting residents soon and scheduling the test static levels with a local well driller where they can get at them and not have to hurt the existing wells. Vice-Chairperson Schooley asked if John had heard any feedback from residents yet for the well monitoring program. He has heard from two individuals, but no follow-up yet.

Motion by Authority Member Reed, seconded by Authority Member Wheeler, to receive the July 2021 Water Production Report and update regarding SLWSR. Motion carried with a roll call vote.

Aye: Schooley, Harrington, Leonard, Reed, and Wheeler.

Nay: none.

Absent: Giles.

Appropriations

Motion by Authority Member Harrington, seconded by Authority Member Wheeler, to approve and ratify the claims and accounts for July 2021 in the amount of \$80,560.94. Motion carried with a roll call vote.

Aye: Schooley, Harrington, Leonard, Reed, and Wheeler.

Nay: none.

Absent: Giles

Public Comment

Dave Ringle, Public Operations Director, introduced Kent Nothstine, new Water Plant Superintendent. Kent gave a few remarks and thanked everyone for the welcome. Authority members also gave some welcoming comments for Kent.

Adjournment

Motion by Authority Member Wheeler, seconded by Authority Member Reed, to adjourn the meeting. Vice-Chairperson Schooley adjourned the meeting at 12:27 p.m.

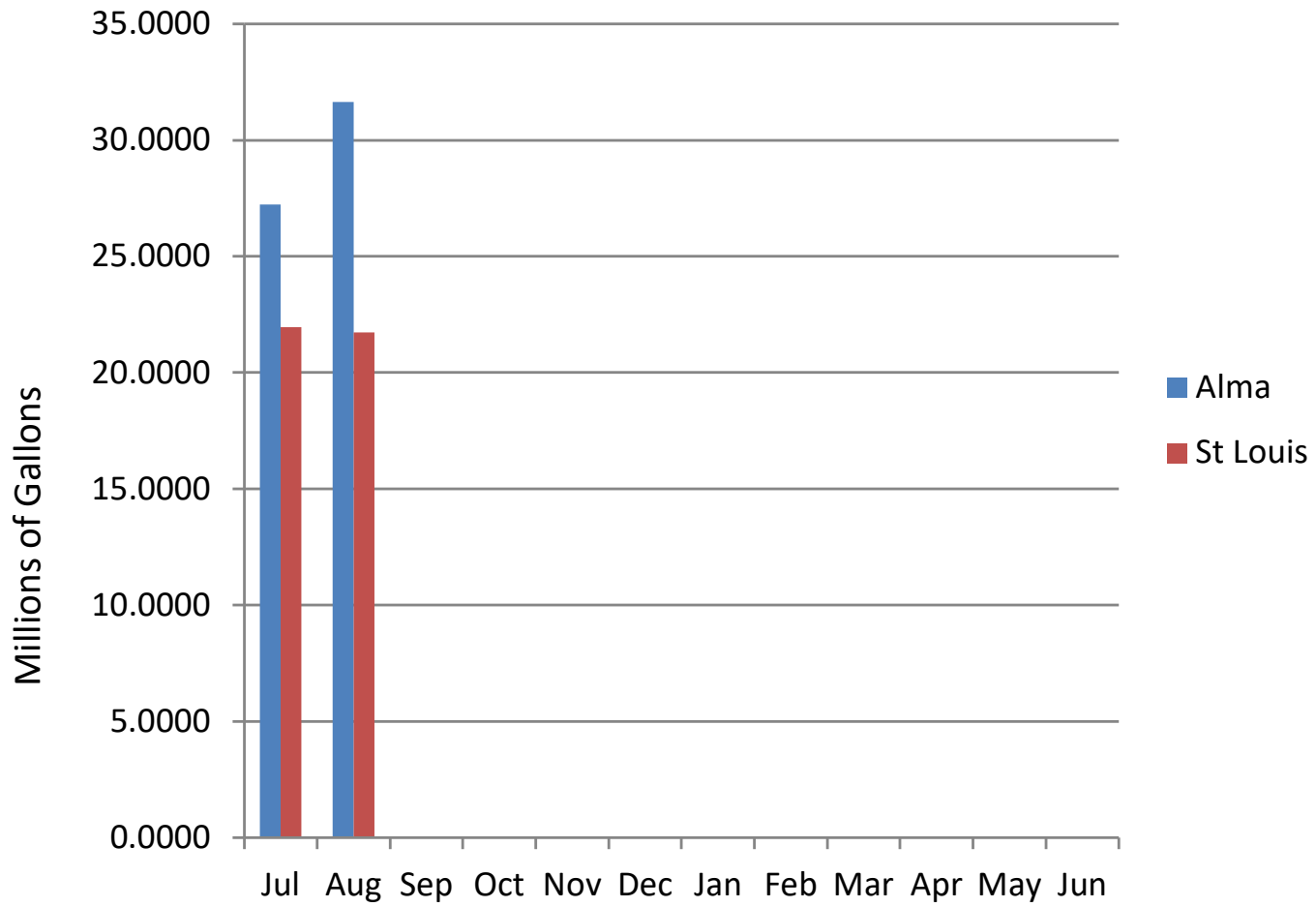
Kim Fellows, Recording Secretary

Date of Approval

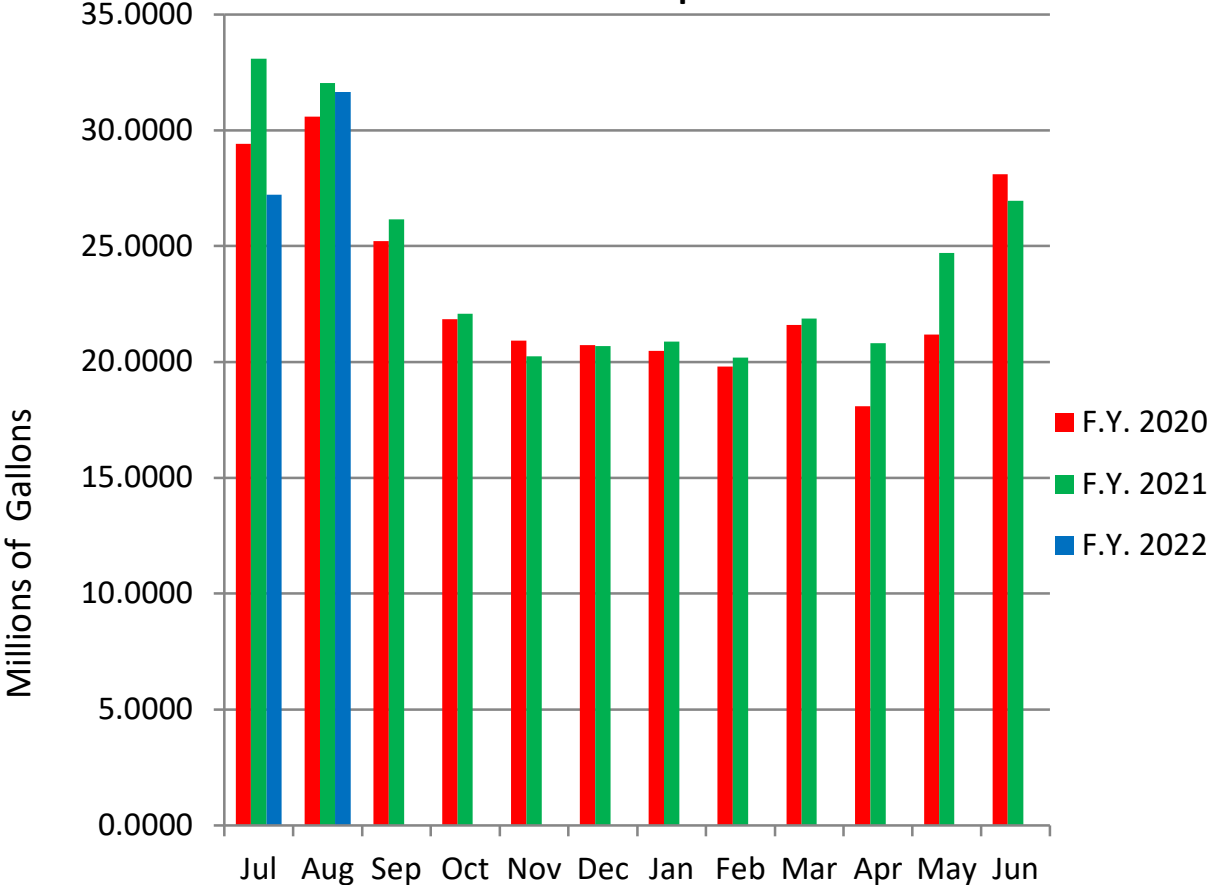
GAWA Water Production/Consumption Records - F.Y. 2022

	Water Authority Plant Production			St. Louis Water Consumption			Alma Water Consumption
	Water Pumpage (MG)	Internal Consumption (MG)	Water Production (MG)	Meter No. 1 (MG)	Meter No. 2 (MG)	Total Consumption (MG)	Total Consumption (MG)
				Cheesman	Michigan		
Jul	51.713	2.534	49.179500	11.9703	9.9833	21.9536	27.2259
Aug	55.892	2.526	53.366300	11.7381	9.9867	21.7248	31.6415
Sep		0.000				0.0000	0.0000
Oct		0.000				0.0000	0.0000
Nov		0.000				0.0000	0.0000
Dec		0.000				0.0000	0.0000
Jan		0.000				0.0000	0.0000
Feb		0.000				0.0000	0.0000
Mar		0.000				0.0000	0.0000
Apr		0.000				0.0000	0.0000
May		0.000				0.0000	0.0000
Jun		0.000				0.0000	0.0000
Total Year to Date	107.606	5.060	102.545800	23.7084	19.9700	43.6784	58.8674
Avg. Monthly (MG)		51.27			21.839		29.434
Percent of Consumption		100.00%			42.59%		57.41%

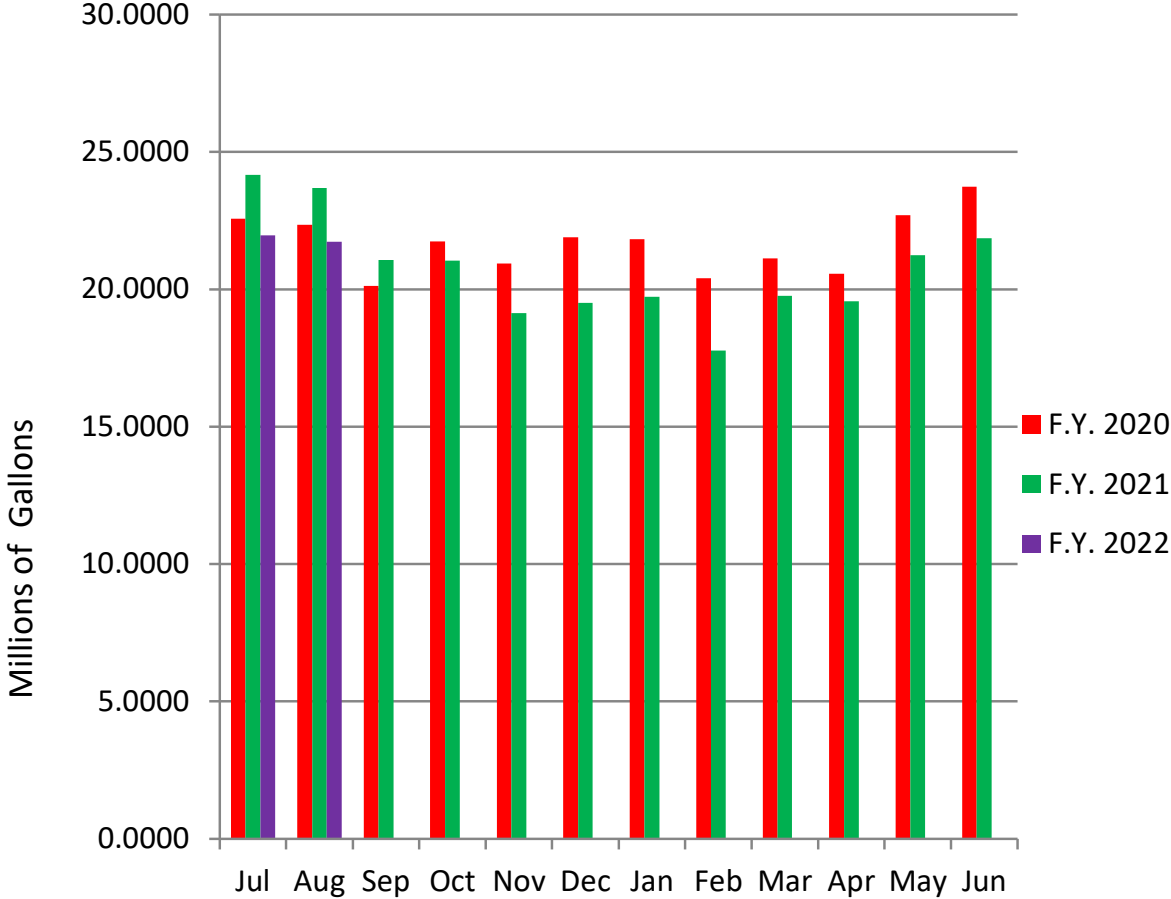
Alma-St. Louis Monthly Water Consumption



City of Alma Water Consumption



City of St. Louis Water Consumption



Note: Year End 6/30 adjustments and
 reversals have NOT been made

Fund 597 GRATIOT AREA WATER AUTHORITY

GL Number	Description	PERIOD ENDED 08/31/2020	PERIOD ENDED 08/31/2021
*** Assets ***			
ASSETS			
597.000.001.000	CASH - HELD BY ALMA	0.00	0.00
597.000.001.001	CASH - COMMERCIAL BANK	531,284.39	523,405.93
597.000.001.005	CASH HELD BY STL - CC RECEIPTS	0.00	30.00
597.000.040.001	ACCOUNTS RECEIVABLE	920.00	2,693.00
597.000.099.000	PREPAID EXPENSES	0.00	0.00
597.000.110.000	INVENTORY	11,897.65	17,311.26
597.000.194.000	ADVANCE TO ALMA	40,000.00	40,000.00
ASSETS		584,102.04	583,440.19
REPLACEMENT RESERVES			
597.000.002.000	CASH - SAVINGS COMMERCIAL BANK	1,158,354.11	178,354.11
597.000.017.000	INVESTMENT MICLASS	871,615.47	2,372,310.61
REPLACEMENT RESERVES		2,029,969.58	2,550,664.72
FIXED ASSETS			
597.000.130.000	LAND	280,175.87	280,175.87
597.000.132.000	LAND IMPROVEMENTS	647,635.74	647,635.74
597.000.133.000	ACCUM. DEPR. - LAND IMPROVEMENTS	(81,084.74)	(81,084.74)
597.000.136.000	BUILDINGS	15,457,292.05	15,457,292.05
597.000.137.000	ACCMU DEPRECIATION - BUILDING	(2,997,636.48)	(2,997,636.48)
597.000.140.000	MACHINERY & EQUIPMENT	3,025,256.89	3,025,256.89
597.000.141.000	ACCUM DEPREC - MACHINERY & EQUIPMENT	(1,551,623.73)	(1,551,623.73)
597.000.152.000	WATER SYSTEM	2,688,951.95	2,688,951.95
597.000.153.000	ACCUM DEPR - WATER SYSTEM	(526,695.07)	(526,695.07)
597.000.158.000	CONSTRUCTION IN PROGRESS	5,157.60	5,157.60
FIXED ASSETS		16,947,430.08	16,947,430.08
Total Assets		19,561,501.70	20,081,534.99
*** Liabilities ***			
LIABILITIES			
597.000.202.000	ACCOUNTS PAYABLE	39,040.66	(11,525.08)
597.000.221.000	DUE TO CITY OF ALMA	0.00	0.00
LIABILITIES		39,040.66	(11,525.08)
Total Liabilities		39,040.66	(11,525.08)
*** Fund Balance ***			
RETAINED EARNINGS			
597.000.399.000	NET POSITION	19,410,509.71	19,410,509.71
RETAINED EARNINGS		19,410,509.71	19,410,509.71
Total Fund Balance		19,410,509.71	19,410,509.71
Beginning Fund Balance		19,410,509.71	19,410,509.71
Net of Revenues VS Expenditures - 20-21			574,608.24
*20-21 End FB/21-22 Beg FB		19,410,509.71	
Net of Revenues VS Expenditures - Current Year		111,951.33	107,942.12
Ending Fund Balance		19,410,509.71	19,985,117.95
Total Liabilities And Fund Balance		19,561,501.70	20,081,534.99

PERIOD ENDING 08/31/2021

Note: Year End 6/30 adjustments and reversals

have NOT been made

ACTIVITY FOR

GL NUMBER	DESCRIPTION	2021-22 AMENDED BUDGET	YTD BALANCE 08/31/2021	MONTH 08/31/21	AVAILABLE BALANCE	% BDGT USED	END BALANCE 06/30/2021
Fund 597 - GRATIOT AREA WATER AUTHORITY							
Revenues							
Dept 536 - WATER SYSTEM OPERATIONS & MAINTENANCE							
597.536.607.000	FEES	15,000.00	1,890.00	360.00	13,110.00	12.60	18,960.00
597.536.642.000	BULK WATER SALES - METERED	1,612,710.00	146,063.11	0.00	1,466,646.89	9.06	1,534,869.63
597.536.642.001	NONMETERED WATER SALES	6,000.00	0.00	0.00	6,000.00	0.00	6,540.00
597.536.665.000	INTEREST	5,000.00	149.25	59.31	4,850.75	2.99	2,888.60
597.536.671.000	OTHER REVENUE	0.00	0.00	0.00	0.00	0.00	6,407.08
Total Dept 536 - WATER SYSTEM OPERATIONS & MAINTENANCE		1,638,710.00	148,102.36	419.31	1,490,607.64	9.04	1,569,665.31
Dept 998 - EQUITY TRANSFER							
597.998.581.000	MEMBER CONTRIBUTIONS - CAPITAL	0.00	0.00	0.00	0.00	0.00	0.00
Total Dept 998 - EQUITY TRANSFER		0.00	0.00	0.00	0.00	0.00	0.00
TOTAL REVENUES		1,638,710.00	148,102.36	419.31	1,490,607.64	9.04	1,569,665.31
Expenditures							
Dept 536 - WATER SYSTEM OPERATIONS & MAINTENANCE							
597.536.750.000	MATERIALS & SUPPLIES	28,000.00	1,459.12	1,459.12	26,540.88	5.21	34,239.94
597.536.750.001	SUPPLIES - CHEMICALS	197,000.00	26,043.64	26,043.64	170,956.36	13.22	140,608.51
597.536.750.002	SUPPLIES - FUEL	2,200.00	0.00	0.00	2,200.00	0.00	306.43
597.536.750.003	SUPPLIES - TOOLS & SMALL EQUIPMENT	3,000.00	0.00	0.00	3,000.00	0.00	1,240.77
597.536.801.000	PROF & CONTRACTED SERVICES	16,500.00	52.96	26.48	16,447.04	0.32	21,378.56
597.536.801.001	CONTRACT SVS - ALMA WATER DEPT PERSONN	345,473.00	0.00	0.00	345,473.00	0.00	324,785.53
597.536.801.002	CONTRACT SVS - ALMA PW PERSONNEL	11,514.00	0.00	0.00	11,514.00	0.00	5,512.50
597.536.850.000	TECHNOLOGY AND COMMUNICATIONS	3,000.00	0.00	0.00	3,000.00	0.00	2,578.44
597.536.920.000	UTILITIES	207,900.00	5,159.19	5,159.19	202,740.81	2.48	214,949.74
597.536.935.000	PROPERTY AND LIABILITY INSURANCE	9,500.00	5,090.50	0.00	4,409.50	53.58	8,150.63
597.536.943.000	EQUIPMENT RENTAL	13,700.00	0.00	0.00	13,700.00	0.00	6,584.90
Total Dept 536 - WATER SYSTEM OPERATIONS & MAINTENANCE		837,787.00	37,805.41	32,688.43	799,981.59	4.51	760,335.95
Dept 599 - SYSTEM ADMINISTRATION							
597.599.750.000	ADMIN SUPPLIES/POSTAGE/COPIES	500.00	37.74	37.74	462.26	7.55	436.88
597.599.801.000	PROF & CONTRACTED SERVICES	9,500.00	169.71	169.71	9,330.29	1.79	6,000.00
597.599.801.003	CONTRACT SVS - ALMA ENGINEERING	23,760.00	0.00	0.00	23,760.00	0.00	492.48
597.599.801.004	CONTRACT SVS - ACCOUNTING ALLOCATION	0.00	0.00	0.00	0.00	0.00	0.00
597.599.801.005	CONTRACT SVS - ST LOUIS ADMIN PERSONNI	29,600.00	0.00	0.00	29,600.00	0.00	4,741.10
597.599.801.006	CONTRACT SVS - ST LOUIS ACCOUNTING AL	12,995.00	2,147.38	1,073.69	10,847.62	16.52	12,570.00
Total Dept 599 - SYSTEM ADMINISTRATION		76,355.00	2,354.83	1,281.14	74,000.17	3.08	24,240.46
Dept 900 - CAPITAL PROJECT ACTIVITIES							
597.900.970.000	CAPITAL PROJECTS	85,000.00	0.00	0.00	85,000.00	0.00	210,480.66
597.900.989.000	CONTRA - CAPITAL ACCOUNTS - MOVE TO B.	0.00	0.00	0.00	0.00	0.00	0.00
Total Dept 900 - CAPITAL PROJECT ACTIVITIES		85,000.00	0.00	0.00	85,000.00	0.00	210,480.66
Dept 904 - DEPRECIATION							
597.904.968.000	DEPRECIATION	772,943.00	0.00	0.00	772,943.00	0.00	0.00

REVENUE AND EXPENDITURE REPORT FOR CITY OF ST. LOUIS

PERIOD ENDING 08/31/2021

GL NUMBER	DESCRIPTION	2021-22 AMENDED BUDGET	YTD BALANCE 08/31/2021	ACTIVITY FOR MONTH 08/31/21	AVAILABLE BALANCE	% BDGT USED	END BALANCE 06/30/2021
Fund 597 - GRATIOT AREA WATER AUTHORITY							
Expenditures							
Total Dept 904 - DEPRECIATION		772,943.00	0.00	0.00	772,943.00	0.00	0.00
TOTAL EXPENDITURES		1,772,085.00	40,160.24	33,969.57	1,731,924.76	2.27	995,057.07
Fund 597 - GRATIOT AREA WATER AUTHORITY:							
TOTAL REVENUES		1,638,710.00	148,102.36	419.31	1,490,607.64	9.04	1,569,665.31
TOTAL EXPENDITURES		1,772,085.00	40,160.24	33,969.57	1,731,924.76	2.27	995,057.07
NET OF REVENUES & EXPENDITURES		(133,375.00)	107,942.12	(33,550.26)	(241,317.12)	80.93	574,608.24

CHECK DISBURSEMENT REPORT FOR CITY OF ST LOUIS
 CHECK DATE FROM 08/01/2021 - 08/31/2021
 Banks: 0597

Check Date	Bank	Check #	Invoice	Payee	Description	GL #	Amount
08/17/2021	0597	2646	7048068	A3 SMART HOME	MONITORING WATER PLANT 08/01-08/31/	597.536.801.000	26.48
08/17/2021	0597	2647	C313960	ALMA HARDWARE	NOZZLE/BULBS/WASP SPRAY/QUICK CONNE	597.536.750.000	68.33
08/17/2021	0597	2648	21-0002837	CITY OF ALMA	JUNE 2021 EXPENSES	597.536.801.001	26,719.15
		2648	21-0002837		JUNE 2021 EXPENSES	597.536.801.002	1,101.50
		2648	21-0002837		JUNE 2021 EXPENSES	597.536.850.000	201.89
		2648	21-0002837		JUNE 2021 EXPENSES	597.536.943.000	1,727.78
		2648	21-0002837		JUNE 2021 EXPENSES	597.599.801.003	41.04
							29,791.36
08/17/2021	0597	2649	21-0001979	CITY OF ST LOUIS	POSTAGE REIMBURSEMENT THROUGH 8/05/	597.599.750.000	37.74
		2649	21-0001982		GAWA ACCOUNT PROCESSING-AUG 2021	597.599.801.006	1,073.69
							1,111.43
08/17/2021	0597	2650	204210646285	CONSUMERS ENERGY	GAS CHARGES 101 N LINCOLN 06/30-7/2	597.536.920.000	15.36
		2650	202430813484		GAS CHARGES 200 N LINCOLN 06/29-07/	597.536.920.000	94.46
		2650	204210646286		GAS CHARGES 110 N LINCOLN 06/30-07/	597.536.920.000	15.37
		2650	201985857994		GAS CHARGES 915 RIVERVIEW 06/29-07/	597.536.920.000	15.39
		2650	206968898067		ELECTRIC CHARGES 110 N LINCOLN 06/3	597.536.920.000	819.47
		2650	20432654696		ELECTRIC CHARGES 101 N LINCOLN 06/3	597.536.920.000	44.27
		2650	206613139716		ELECTRIC CHARGES 5400 N LUCE 06/29-	597.536.920.000	1,896.79
		2650	201273971451		ELECTRIC CHARGES 622 S LINCOLN 06/2	597.536.920.000	1,821.20
		2650	203231754964		ELECTRIC CHARGES 2075 MICHIGAN AVE	597.536.920.000	436.88
							5,159.19
08/17/2021	0597	2651	9962761111	GRAINGER INC	RUBBING ALCOHOL/GLOVES	597.536.750.000	26.37
08/17/2021	0597	2652	9017721084	KEMIRA WATER SOLUTIONS, INC	FERRIC CHLORIDE	597.536.750.001	5,978.70
08/17/2021	0597	2653	626455	KENNEDY INDUSTRIES, INC	WATSON MARLOW TRI CLAMP ELEMENTS	597.536.750.000	325.95
08/19/2021	0597	2654	204388654625	CONSUMERS ENERGY	ENERGY CHARGES-ELECTRIC 1869 CHEESM	597.536.750.001	303.69
		2654	204744592895		ENERGY CHARGES-ELECTRIC-4613 W VANB	597.536.920.000	1,928.95
		2654	207057751003		ENERGY CHARGES-ELECTRIC-200 N LINCO	597.536.920.000	9,070.08
		2654	204299659309		ENERGY CHARGES-ELECTRIC-4613 W VANB	597.536.920.000	222.36
							11,525.08
TOTAL - ALL FUNDS					TOTAL OF 9 CHECKS		54,012.89

--- GL TOTALS ---

597.536.750.000	MATERIALS & SUPPLIES	420.65
597.536.750.001	SUPPLIES - CHEMICALS	6,282.39
597.536.801.000	PROF & CONTRACTED SERVICES	26.48
597.536.801.001	CONTRACT SVS - ALMA WATER DEPT	26,719.15
597.536.801.002	CONTRACT SVS - ALMA PW PERSONNEL	1,101.50

CHECK DISBURSEMENT REPORT FOR CITY OF ST LOUIS

CHECK DATE FROM 08/01/2021 - 08/31/2021

Banks: 0597

Check Date	Bank	Check #	Invoice	Payee	Description	GL #	Amount
597.536.850.000				TECHNOLOGY AND COMMUNICATIONS			201.89
597.536.920.000				UTILITIES			16,380.58
597.536.943.000				EQUIPMENT RENTAL			1,727.78
597.599.750.000				ADMIN SUPPLIES/POSTAGE/COPIES			37.74
597.599.801.003				CONTRACT SVS - ALMA ENGINEERING			41.04
597.599.801.006				CONTRACT SVS - ST LOUIS ACCOUNTING			1,073.69
				TOTAL			54,012.89

09/07/2021 02:01 PM
User: BOBBIE
DB: St Louis

CHECK REGISTER FOR CITY OF ST LOUIS
CHECK DATE FROM 08/01/2021 - 08/31/2021

Page: 1/1

Check Date	Check	Vendor Name	Amount
Bank 0597 GAWA CHECKING			
08/17/2021	2646	A3 SMART HOME	26.48
08/17/2021	2647	ALMA HARDWARE	68.33
08/17/2021	2648	CITY OF ALMA	29,791.36
08/17/2021	2649	CITY OF ST LOUIS	1,111.43
08/17/2021	2650	CONSUMERS ENERGY	5,159.19
08/17/2021	2651	GRAINGER INC	26.37
08/17/2021	2652	KEMIRA WATER SOLUTIONS, INC.	5,978.70
08/17/2021	2653	KENNEDY INDUSTRIES, INC	325.95
08/19/2021	2654	CONSUMERS ENERGY	11,525.08

0597 TOTALS:

Total of 9 Disbursements:

54,012.89