



REGULAR MEETING
May 8, 2024 at 12:00 noon

AGENDA

- 1. Call to Order**
- 2. Roll Call**
- 3. Approval of Agenda**
- 4. Approval of Minutes**
 - [A.](#) Minutes April 12, 2024 Meeting
- 5. Communications**
- 6. Requests for Payment**
- 7. Requests for Purchase**
- 8. Recommendations on Bids**
- 9. New Business**
- 10. Unfinished Business**
 - A. Consideration of moving the monthly Water Authority meetings to quarterly.
- 11. Reports**
 - [A.](#) Water Production Report
 - [B.](#) Financial Statements through April 30, 2024
 - C. SLWSR Construction Update
- 12. Appropriations**
 - [A.](#) Approval and Ratification of Claims & Accounts
- 13. Public Comment**
- 14. Adjournment**

A regular meeting of the Gratiot Area Water Authority was held at the Alma Public Library and called to order at 12:07 p.m. by Chairman Kurt Giles. A quorum of the Authority Board was present.

Roll Call

Authority Board members present: Kurt Giles, Aeris Ripley, Roxann Harrington and Kasey Zehner.

Authority Board members absent: Bill Leonard and Kevin Palmer.

Others present: David Ringle and Doug Sierakowski.

Approval of Agenda

Motion by Authority Member Ripley, seconded by Authority Member Harrington, to approve the Agenda. Motion carried with a voice vote.

Aye: Giles, Ripley, Harrington and Zehner.

Nay: None.

Absent: Leonard and Palmer.

Approval of Minutes

Motion by Authority Member Palmer, seconded by Authority Member Ripley, to approve the minutes of February 9, 2024. Motion carried with a voice vote.

Aye: Giles, Ripley, Harrington and Zehner.

Nay: None.

Absent: Leonard and Palmer.

Communications

Requests for Payment

Requests for Purchase

Chairman Giles offered discussion on quotes for battery replacement for the Uninterruptable Power Supply system. Brief discussion followed.

Motion by Authority Member Ripley, seconded by Authority Member Harrington, to approve the lowest bid from Vertiv for the battery. Motion carried with a voice vote.

Aye: Giles, Ripley, Harrington and Zehner.

Nay: None.

Absent: Leonard and Palmer.

Recommendations on Bids

New Business

Resolution 2024-001
GRATIOT AREA WATER AUTHORITY
2024-2025 Operating Budget

Minutes of the regular meeting of the Gratiot Area Water Authority Board (GAWA Board) held at the City of Alma Municipal Building, 525 E. Superior Street, Alma, Michigan held on the 12th day of April 2024, at 12:00 p.m.

Present: Kurt Giles, Aeris Ripley, Roxann Harrington, and Kasey Zehner.

Absent: Bill Leonard and Kevin Palmer.

The following preamble and resolution were offered by Member Harrington and seconded by Member Zehner.

WHEREAS, in accordance with the Gratiot Area Water Authority Articles of Incorporation, ARTICLE XI.C., the Board shall, prior to March 1 of each year, prepare, adopt and file with the legislative bodies of the Constituent Municipalities, an annual budget for the next fiscal year covering the proposed expenditures to be made for the organization and operation of the Authority, and

WHEREAS, the Finance Committee has submitted and filed with the Gratiot Area Water Authority Board (Board) a proposed estimate of revenues and operating expenses for 2024-25 fiscal year on April 12, 2024. Lateness of this budget being due to time constraints and workload of available respective staff.

NOW, THEREFORE, BE IT RESOLVED, the Board does hereby adopt the operating budget as presented and attached Said Total Operating Expenses being \$1,263,544, with total expenses including depreciation expected to be \$2,188,544.

Ayes: Giles, Ripley, Harrington, and Zehner.
Nays: none.
Absent: Leonard and Palmer.

Resolution declared adopted this 12th day of April 2024.

Resolution 2024-002
GRATIOT AREA WATER AUTHORITY
Wholesale Water Rate Change

Minutes of a Regular meeting of the Gratiot Area Water Authority held at the City of Alma Meeting Room, 525 E Superior St. Alma, County of Gratiot, Michigan held on the 12th day of April 2024, at 12:00 P.M.

Present: Kurt Giles, Aeric Ripley, Roxann Harrington, and Kasey Zehner.
Absent: Bill Leonard and Kevin Palmer.

The following preamble and resolution were offered by Member Zehner and supported by Member Harrington.

WHEREAS, the Gratiot Area Water Authority has determined that all operational costs will be covered by rates each year and as much of depreciation shall be funded as possible without causing an unreasonable increase in fees.

WHEREAS, the Gratiot Area Water Authority has tasked its Finance Committee to recommend a rate reflective of such desires, and such committee has offered a recommendation of an increase.

NOW THEREFORE IT BE RESOLVED, the Gratiot Area Water Authority Board of Directors will set the wholesale water rates to the cities of Alma and St. Louis at \$3.45 per thousand-gallon unit, effective with service beginning July 1, 2024.

Ayes: Giles, Ripley, Harrington, and Zehner.
Nays: none.
Absent: Leonard and Palmer.

Resolution declared adopted this 12th day of April 2024.

Chairman Giles offered discussion the Five-year Capital Improvement Program. David Ringle, Director of Public Services, spoke about the program. The second clarifier should be about done soon with repainting and upgrades. The city is waiting to put bids out again for security upgrades. David mentioned possibly having the Department of Public Works do some of the work for now since we had problems getting bids for the project. He has been talking with one of the vendors to work through some of the issues of the bid.

Motion by Authority Member Zehner, seconded by Authority Member Harrington, to approve the Five-year Capital Improvement Program. Motion carried with a voice vote.

Aye: Giles, Ripley, Harrington and Zehner.
Nay: None.
Absent: Leonard and Palmer.

Chairman Giles offered discussion on support renewal for the VTScada license. Brief discussion followed.

Motion by Authority Member Harrington, seconded by Authority Member Zehner, to approve the support renewal for the VTScada license. Motion carried with a voice vote.

Aye: Giles, Ripley, Harrington and Zehner.
Nay: None.
Absent: Leonard and Palmer.

Unfinished Business

Reports

Chairman Giles offered discussion on the Water Production Reports. Brief discussion followed.

Chairman Giles offered discussion on the Financial Statements through March 31, 2024. Brief discussion followed.

Chairman Giles offered discussion on the email update from John Willemin of Fishbeck, Thompson, Carr & Huber regarding the SLWSR project. Brief discussion followed.

Motion by Authority Member Ripley, seconded by Authority Member Harrington, to receive the Water Production Reports, March 2024 Financial Statements, and SLWSR Construction Update. Motion carried with a voice vote.

Aye: Giles, Ripley, Harrington and Zehner.
Nay: None.
Absent: Leonard and Palmer.

Appropriations

Motion by Authority Member Zehner, seconded by Authority Member Harrington, to approve and ratify the claims and accounts for February 2024 in the amount of \$171,256.20. Motion carried with a voice vote.

Aye: Giles, Ripley, Harrington and Zehner.
Nay: None.

Absent: Leonard and Palmer.

Public Comment

Adjournment

Motion by Authority Member Ripley, seconded by Authority Member Harrington, to adjourn the meeting. Chairman Giles adjourned the meeting at 12:43 p.m.

Kim Fellows, Recording Secretary

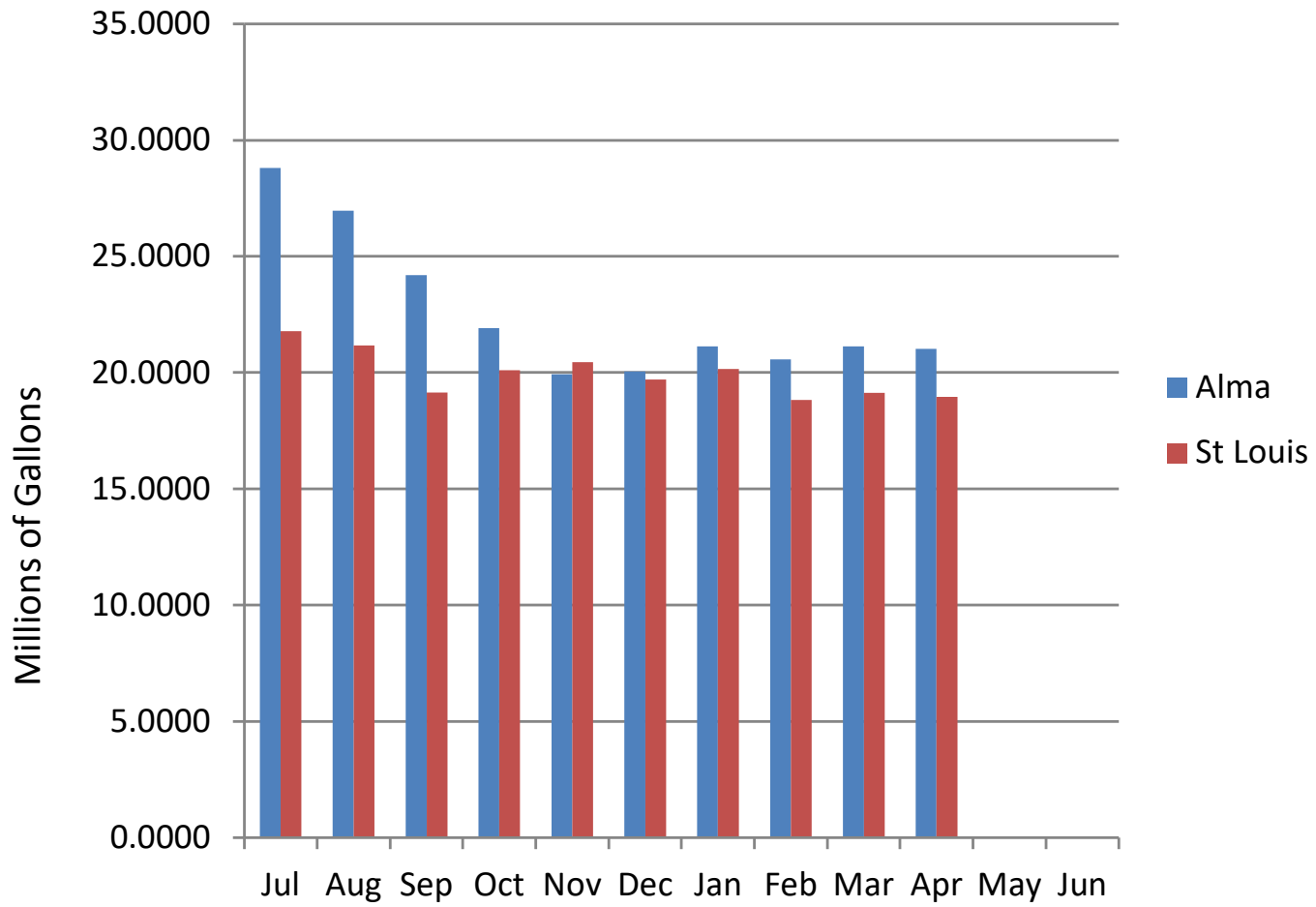
Date of Approval

DRAFT

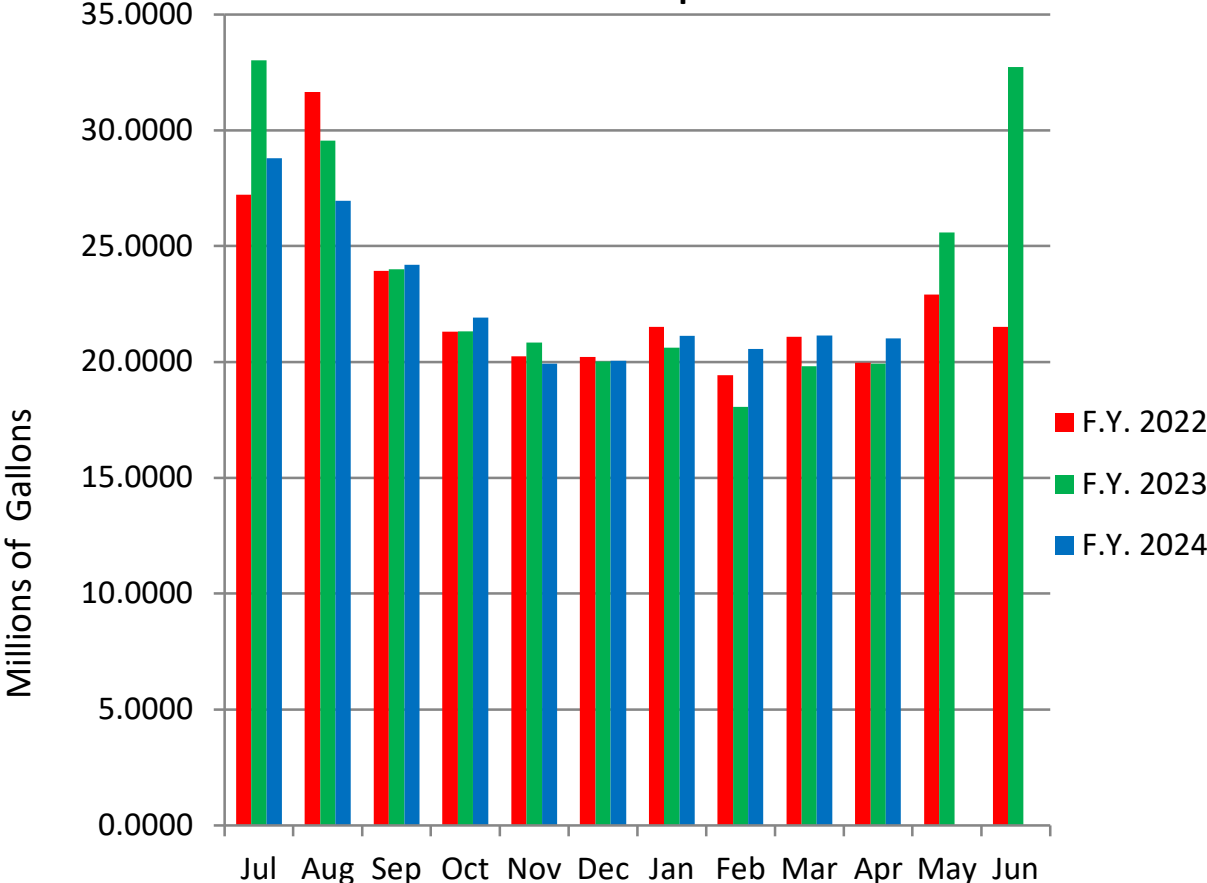
GAWA Water Production/Consumption Records - F.Y. 2024

	Water Authority Plant Production			St. Louis Water Consumption			Alma Water Consumption
	Water Pumpage (MG)	Internal Consumption (MG)	Water Production (MG)	Meter No. 1 (MG) Cheesman	Meter No. 2 (MG) Michigan	Total Consumption (MG)	Total Consumption (MG)
Jul	53.546	2.981	50.565400	12.2823	9.4952	21.7775	28.7879
Aug	51.069	2.945	48.124400	11.5511	9.6165	21.1676	26.9568
Sep	46.118	2.780	43.337600	9.5823	9.5638	19.1462	24.1914
Oct	44.364	2.339	42.025300	9.4020	10.7029	20.1049	21.9204
Nov	42.965	2.568	40.396900	10.2290	10.2356	20.4646	19.9323
Dec	42.095	2.342	39.752100	9.6043	10.1047	19.7090	20.0431
Jan	43.969	2.680	41.288800	10.5512	9.6116	20.1628	21.1260
Feb	42.205	2.803	39.402300	9.3732	9.4592	18.8324	20.5699
Mar	44.027	3.766	40.260700	9.7882	9.3362	19.1244	21.1363
Apr	43.259	3.270	39.988900	9.6790	9.2914	18.9704	21.0185
May		0.000				0.0000	0.0000
Jun		0.000				0.0000	0.0000
Total Year to Date	453.615	28.473	425.142400	102.0426	97.4171	199.4598	225.6826
Avg. Monthly (MG)	42.51			19.946			22.568
Percent of Consumption	100.00%			46.92%			53.08%

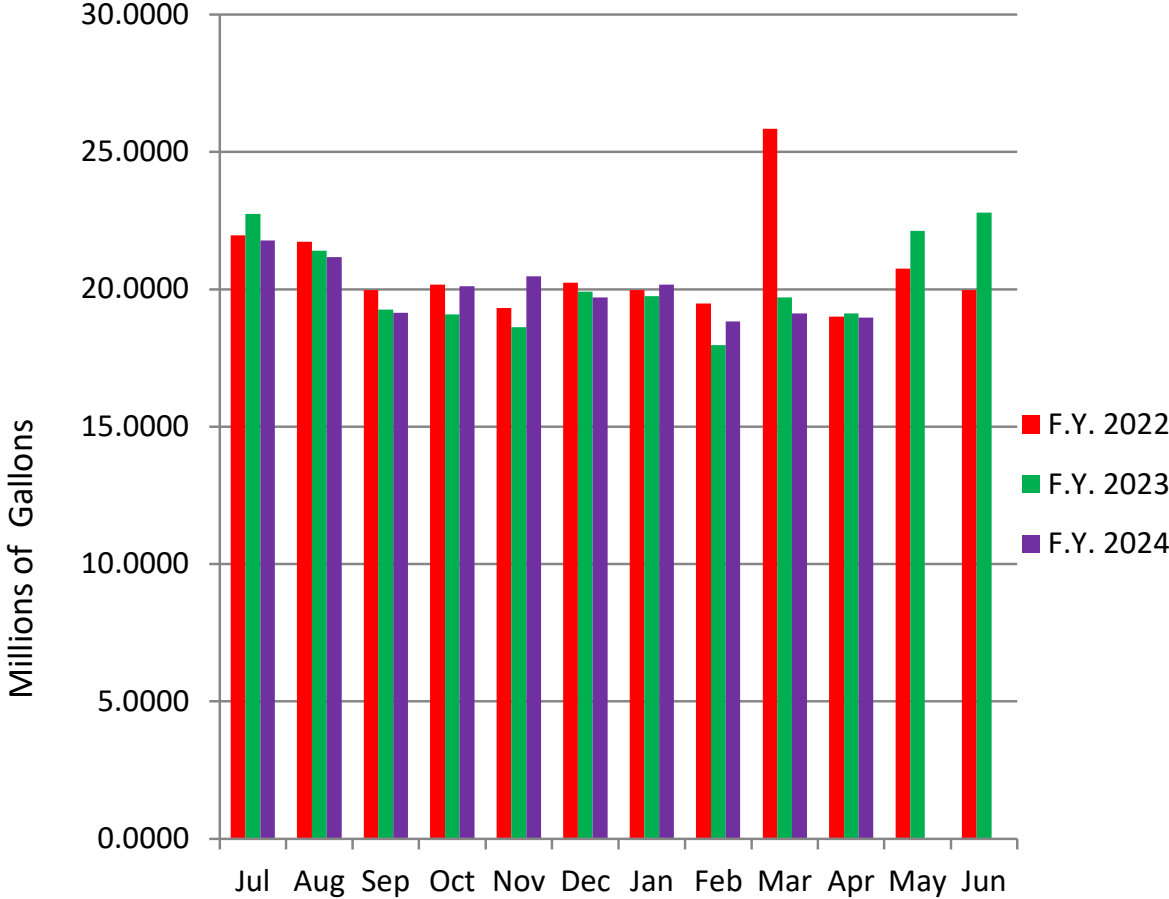
Alma-St. Louis Monthly Water Consumption



City of Alma Water Consumption



City of St. Louis Water Consumption



Fund 597 GRATIOT AREA WATER AUTHORITY

GL Number	Description	PERIOD ENDED 04/30/2023	PERIOD ENDED 04/30/2024
*** Assets ***			
ASSETS			
597.000.000.001.001	OPERATING CASH - (COM)	501,873.92	496,459.44
597.000.000.040.001	MISC ACCOUNTS RECEIVABLE - MR/YE	187,329.71	2,360.00
597.000.000.110.000	INVENTORY	21,798.48	44,023.11
597.000.000.194.000	ADVANCE TO ALMA	40,000.00	40,000.00
ASSETS		751,002.11	582,842.55
REPLACEMENT RESERVES			
597.000.000.002.000	SAVINGS-EQUIP REPLACEMENT (COM)	35,302.84	237,486.77
597.000.000.017.000	INVEST-MICLASS-EQUIP REPLACEMENT	3,784,047.06	4,510,093.97
REPLACEMENT RESERVES		3,819,349.90	4,747,580.74
FIXED ASSETS			
597.000.000.130.000	LAND	280,175.87	280,175.87
597.000.000.132.000	LAND IMPROVEMENTS	647,635.74	647,635.74
597.000.000.133.000	ACCUM. DEPR. - LAND IMPROVEMENTS	(152,558.60)	(188,295.53)
597.000.000.136.000	BUILDINGS + ADDITIONS/IMPROVEMENTS	15,476,983.65	15,476,983.65
597.000.000.137.000	ACCMU DEPRECIATION - BUILDING	(3,868,711.97)	(4,291,608.78)
597.000.000.140.000	MACHINERY & EQUIPMENT	3,232,880.42	3,232,880.42
597.000.000.141.000	ACCUM DEPREC - MACHINERY & EQUIPMENT	(1,987,527.72)	(2,214,464.90)
597.000.000.152.000	WATER SYSTEM	6,621,170.16	6,621,170.16
597.000.000.153.000	ACCUM DEPR - WATER SYSTEM	(857,753.61)	(1,023,282.88)
FIXED ASSETS		19,392,293.94	18,541,193.75
Total Assets		23,962,645.95	23,871,617.04
*** Liabilities ***			
LIABILITIES			
597.000.000.202.000	ACCOUNTS PAYABLE	(989.70)	66,649.35
LIABILITIES		(989.70)	66,649.35
Total Liabilities		(989.70)	66,649.35
*** Fund Balance ***			
RETAINED EARNINGS			
597.000.000.391.000	NP-INVESTMENT IN CAPITAL ASSETS	19,392,293.94	18,541,193.75
597.000.000.399.000	NET POSITION- UNRESTRICTED	3,782,995.62	4,646,440.62
RETAINED EARNINGS		23,175,289.56	23,187,634.37
Total Fund Balance		23,175,289.56	23,187,634.37
Beginning Fund Balance		23,175,289.56	23,187,634.37
Net of Revenues VS Expenditures		788,346.09	617,333.32
Ending Fund Balance		23,175,289.56	23,187,634.37
Total Liabilities And Fund Balance		23,962,645.95	23,871,617.04

User: BOBBIE

DB: St Louis

PERIOD ENDING 04/30/2024

GRATIOT AREA WATER AUTHORITY
MONTHLY STATEMENTS ARE CASH BASIS

GL NUMBER	DESCRIPTION	2023-24 AMENDED BUDGET	YTD BALANCE 04/30/2024	ACTIVITY FOR MONTH 04/30/24	AVAILABLE BALANCE	% BDGT USED	END BALANCE 06/30/2023
Fund 597 - GRATIOT AREA WATER AUTHORITY							
Revenues							
Dept 536.000 - WATER SYSTEM OPERATIONS & MAINTENANCE							
597.536.000.540.000	STATE GRANT	12,500.00	4,500.00	0.00	8,000.00	36.00	6,125.00
597.536.000.626.000	CHARGE FOR SERVICES	17,000.00	14,880.90	1,830.00	2,119.10	87.53	20,220.00
597.536.000.642.000	BULK WATER SALES	1,781,040.00	1,263,303.46	0.00	517,736.54	70.93	1,647,311.65
597.536.000.642.001	NONMETERED WATER SALES	4,000.00	2,588.00	0.00	1,412.00	64.70	5,617.00
597.536.000.665.000	INTEREST REVENUE	100,000.00	206,970.96	21,219.77	(106,970.96)	206.97	149,276.56
597.536.000.684.000	MISCELLANEOUS REVENUE	0.00	2,294.58	0.00	(2,294.58)	100.00	2,085.48
Total Dept 536.000 - WATER SYSTEM OPERATIONS & MAINTENANCE		1,914,540.00	1,494,537.90	23,049.77	420,002.10	78.06	1,830,635.69
Dept 998.000 - EQUITY TRANSFER							
597.998.000.581.000	MEMBER CONTRIBUTIONS - CAPITAL	3,000,000.00	0.00	0.00	3,000,000.00	0.00	0.00
Total Dept 998.000 - EQUITY TRANSFER		3,000,000.00	0.00	0.00	3,000,000.00	0.00	0.00
TOTAL REVENUES		4,914,540.00	1,494,537.90	23,049.77	3,420,002.10	30.41	1,830,635.69
Expenditures							
Dept 536.000 - WATER SYSTEM OPERATIONS & MAINTENANCE							
597.536.000.750.000	MATERIALS & SUPPLIES	41,700.00	49,623.75	5,946.87	(7,923.75)	119.00	41,608.06
597.536.000.750.001	SUPPLIES - CHEMICALS	398,022.00	246,472.43	17,562.92	151,549.57	61.92	214,912.59
597.536.000.750.002	SUPPLIES - FUEL	500.00	0.00	0.00	500.00	0.00	492.08
597.536.000.750.003	SUPPLIES - TOOLS & SMALL EQUIPMENT	3,000.00	1,633.66	0.00	1,366.34	54.46	1,935.05
597.536.000.801.000	PROFESSIONAL & CONTRACTED SERVICES	15,000.00	27,570.75	5,956.15	(12,570.75)	183.81	14,100.95
597.536.000.801.000.8001	PROF & CONT SVS - WELLHEAD PROTECTION	12,500.00	0.00	0.00	12,500.00	0.00	12,250.00
597.536.000.801.001	CONTRACT SVS - ALMA WATER DEPT PERSON	379,100.00	272,509.56	0.00	106,590.44	71.88	372,487.84
597.536.000.801.002	CONTRACTED SVS - PW PERSONNEL	14,640.00	10,109.88	0.00	4,530.12	69.06	8,303.11
597.536.000.850.000	TECHNOLOGY AND COMMUNICATIONS	2,625.00	564.36	0.00	2,060.64	21.50	1,622.69
597.536.000.920.000	UTILITIES	224,700.00	193,806.06	17,695.94	30,893.94	86.25	242,829.79
597.536.000.930.000	REPAIRS & MAINTENANCE	30,000.00	14,503.91	23.92	15,496.09	48.35	7,947.03
597.536.000.943.000	EQUIPMENT RENTAL	15,225.00	9,037.65	0.00	6,187.35	59.36	11,232.82
597.536.000.955.000	INSURANCE & BONDS	12,100.00	12,100.00	0.00	0.00	100.00	7,720.00
Total Dept 536.000 - WATER SYSTEM OPERATIONS & MAINTENANCE		1,149,112.00	837,932.01	47,185.80	311,179.99	72.92	937,442.01
Dept 536.599 - WATER SYSTEM ADMINISTRATION							
597.536.599.750.000	ADMIN SUPPLIES/POSTAGE/COPIES	500.00	239.08	0.00	260.92	47.82	370.26
597.536.599.801.000	PROFESSIONAL & CONTRACTED SERVICES	10,105.00	8,758.00	2,158.00	1,347.00	86.67	6,656.00
597.536.599.801.003	CONTRACT SVS - ALMA ENGINEERING	550.00	384.21	0.00	165.79	69.86	414.50
597.536.599.801.005	CONTRACT SVS - ST LOUIS ADMIN PERSONNEL	31,080.00	4,444.27	0.00	26,635.73	14.30	8,774.92
597.536.599.801.006	CONTRACT SVS - ST LOUIS ACCOUNTING AL	14,210.00	11,841.70	1,184.17	2,368.30	83.33	13,533.00
Total Dept 536.599 - WATER SYSTEM ADMINISTRATION		56,445.00	25,667.26	3,342.17	30,777.74	45.47	29,748.68
Dept 536.904 - DEPRECIATION							
597.536.904.968.000	DEPRECIATION EXPENSE	925,000.00	0.00	0.00	925,000.00	0.00	851,100.19
Total Dept 536.904 - DEPRECIATION		925,000.00	0.00	0.00	925,000.00	0.00	851,100.19

PERIOD ENDING 04/30/2024

GRATIOT AREA WATER AUTHORITY
MONTHLY STATEMENTS ARE CASH BASIS

GL NUMBER	DESCRIPTION	2023-24 AMENDED BUDGET	YTD BALANCE 04/30/2024	ACTIVITY FOR MONTH 04/30/24	AVAILABLE BALANCE	% BDGT USED	END BALANCE 06/30/2023
Fund 597 - GRATIOT AREA WATER AUTHORITY							
Expenditures							
Dept 901.000 - CAPITAL OUTLAY							
597.901.000.977.000	EQUIPMENT & CAPITAL PURCHASES	563,500.00	13,605.31	0.00	549,894.69	2.41	0.00
Total Dept 901.000 - CAPITAL OUTLAY		563,500.00	13,605.31	0.00	549,894.69	2.41	0.00
TOTAL EXPENDITURES		2,694,057.00	877,204.58	50,527.97	1,816,852.42	32.56	1,818,290.88
Fund 597 - GRATIOT AREA WATER AUTHORITY:							
TOTAL REVENUES		4,914,540.00	1,494,537.90	23,049.77	3,420,002.10	30.41	1,830,635.69
TOTAL EXPENDITURES		2,694,057.00	877,204.58	50,527.97	1,816,852.42	32.56	1,818,290.88
NET OF REVENUES & EXPENDITURES		2,220,483.00	617,333.32	(27,478.20)	1,603,149.68	27.80	12,344.81

CHECK DISBURSEMENT REPORT FOR CITY OF ST LOUIS

CHECK DATE FROM 04/01/2024 - 04/30/2024

Banks: 0597

Check Date	Bank	Check #	Invoice	Payee	Description	GL #	Amount
04/11/2024	0597	3336	2851/8	ALMA ACE HARDWARE	CLAMPS/ THREAD TAPE/ DISCHARGE HOSE	597.536.000.750.000	48.90
		3336	2835/8		VALVE CHECK SLEEVES/ CLAMPS/ ADAPTE	597.536.000.750.000	38.14
							87.04
04/11/2024	0597	3337	B360580	ALMA HARDWARE	PEDASTAL SUMP PUMP- GAWA	597.536.000.750.000	238.00
		3337	B360614		3" FLEXIBLE COUPLING- GAWA	597.536.000.750.000	8.99
		3337	B360468		POLY COUPLINGS- GAWA	597.536.000.750.000	7.16
							254.15
04/11/2024	0597	3338	95029587	CARMEUSE LIME (CANADA)	L11/2 X #10 MESH WATER GRADE-GAWA-593	597.536.000.750.001	16,587.97
04/11/2024	0597	3339	24-0003296	CITY OF ST LOUIS	POSTAGE REIMBURSEMENT- JAN-MAR 2024	597.536.599.750.000	80.14
04/11/2024	0597	3340	24-0003326	CITY OF ST LOUIS	AUDIT REIMBURSEMENT- EPA GRANT PROJ	597.536.599.801.000	2,158.00
04/11/2024	0597	3341	202165282174	CONSUMERS ENERGY	ELECTRIC- WELL 8- 622 S LINCOLN ST-	597.536.000.920.000	1,832.02
		3341	202165282175		ELECTRIC & GAS- WELL 9- 5400 N LUCE	597.536.000.920.000	365.11
		3341	202521252793		GAS- WATER PLANT- 200 N LINCOLN AVE	597.536.000.920.000	3,141.12
		3341	202521252792		ELECTRIC & GAS- RIVER PUMP STATION-	597.536.000.920.000	98.75
		3341	201008773525		GAS- 110 N LINCOLN AVE- 2/28/24-3/2	597.536.000.920.000	54.34
		3341	203856126679		GAS- WELL 7- 915 RIVERVIEW DR- 2/27	597.536.000.920.000	50.27
		3341	601013577535		ELECTRIC- WELL 1 110 N LINCOLN AVE-	597.536.000.920.000	1,177.15
		3341	205902848189		ELECTRIC & GAS- 5098 N LUCE RD- 2/2	597.536.000.920.000	1,437.13
		3341	204746014887		ELECTRIC- WELL 7- 915 RIVERVIEW DR-	597.536.000.920.000	1,701.31
		3341	206970154642		ELECTRIC-PUMP- 1869 W CHEESMAN RD-	597.536.000.920.000	664.45
		3341	202699237599		ELECTRIC- 2075 MICHIGAN AVE- 2/29/2	597.536.000.920.000	1,064.35
		3341	207147507284		ELECTRIC- MUNICIPAL PUMPING- 200 N	597.536.000.920.000	10,297.37
		3341	204746025254		ELECTRIC- WELL 10- 4613 W VAN BUREN	597.536.000.920.000	731.23
							22,614.60
04/11/2024	0597	3342	23126/5	FAMILY FARM & HOME	HEAT TRIGGER TORCH/CYLINDER/ ADAPTE	597.536.000.750.000	173.28
		3342	23126/5		HEAT TRIGGER TORCH/CYLINDER/ ADAPTE	597.536.000.750.003	72.98
		3342	23127/5		TINE BEDDING FORK- GAWA	597.536.000.750.003	39.99
							286.25
04/11/2024	0597	3343	435393	FISHBECK, THOMPSON, CARR &	GROUND WATER MONITORING-SVS THROUGH	597.536.000.801.000	1,758.30
04/11/2024	0597	3344	9068064493	GRAINGER INC	STRUT PIPE CLAMP/ CONDUIT OUTLET BO	597.536.000.750.000	105.39
04/11/2024	0597	3345	500437	HAVILAND PRODUCTS COMPANY	CUST #1067829- SULFURIC ACID- GAWA	597.536.000.750.001	1,343.20
		3345	500696		CUST #1067829-CREDIT MEMO-DEPOSIT R	597.536.000.750.001	(320.00)
							1,023.20
04/11/2024	0597	3346	936410	JCI JONES CHEMICAL, INC.	CUST #593-1030- HYPOCHLORITE SOLUTI	597.536.000.750.001	8,708.16
04/11/2024	0597	3347	S5350640.001	MEDLER ELECTRIC COMPANY	BOX/COVER/STEEL LOCKNUT/CONDUIT NIP	597.536.000.930.000	11.04

Check Date	Bank	Check #	Invoice	Payee	Description	GL #	Amount
04/11/2024	0597	3348	2735	NELSON TANK ENGINEERING	PAINT INSPECTION SVS FOR INSPECTION	597.536.000.801.000	9,940.00
04/11/2024	0597	3349	INV00294198	USA BLUE BOOK	PHENOLPHTHALEIN INDICATOR/ ELECTROD	597.536.000.750.000	113.95
		3349	INV00297220		ERIOCHROME BLACK T INDICATOR SOLUTI	597.536.000.750.000	43.55
							157.50
04/18/2024	0597	3350	205546907202	CONSUMERS ENERGY	ELECTRIC- WELL 11- 4613 W VAN BUREN	597.536.000.920.000	459.51
04/18/2024	0597	3351	501754	HAVILAND PRODUCTS COMPANY	CUST #1067829- SULFURIC ACID- GAWA	597.536.000.750.001	1,343.20
04/18/2024	0597	3352	030582	ITHACA MANUFACTURING CORP	REMAKE PLATE- GAWA	597.536.000.930.000	3.92
		3352	030582		LABOR- GAWA	597.536.000.930.000	20.00
							23.92
04/18/2024	0597	3353	4032-243526	PARAGON LABORATORIES, INC	EPA TESTING & SHIPPING- GAWA	597.536.000.801.000	195.00
				TOTAL - ALL FUNDS	TOTAL OF 18 CHECKS		65,793.37

--- GL TOTALS ---

597.536.000.750.000	MATERIALS & SUPPLIES	777.36
597.536.000.750.001	SUPPLIES - CHEMICALS	27,662.53
597.536.000.750.003	SUPPLIES - TOOLS & SMALL EQUIPMENT	112.97
597.536.000.801.000	PROFESSIONAL & CONTRACTED SERVICES	11,893.30
597.536.000.920.000	UTILITIES	23,074.11
597.536.000.930.000	REPAIRS & MAINTENANCE	34.96
597.536.599.750.000	ADMIN SUPPLIES/POSTAGE/COPIES	80.14
597.536.599.801.000	PROFESSIONAL & CONTRACTED SERVICES	2,158.00
	TOTAL	65,793.37

05/07/2024 05:27 PM
User: BOBBIE
DB: St Louis

CHECK REGISTER FOR CITY OF ST LOUIS
CHECK DATE FROM 04/01/2024 - 04/30/2024
GRATIOT AREA WATER AUTHORITY

Page: 1/1

Check Date	Bank	Check	Vendor	Vendor Name	Amount
Bank 0597 GAWA CHECKING					
04/11/2024	0597	3336	04978	ALMA ACE HARDWARE	87.04
04/11/2024	0597	3337	00055	ALMA HARDWARE	254.15
04/11/2024	0597	3338	04656	CARMEUSE LIME (CANADA) LIMITED	16,587.97
04/11/2024	0597	3339	00256	CITY OF ST LOUIS	80.14
04/11/2024	0597	3340	00256	CITY OF ST LOUIS	2,158.00
04/11/2024	0597	3341	00287	CONSUMERS ENERGY	22,614.60
04/11/2024	0597	3342	03195	FAMILY FARM & HOME	286.25
04/11/2024	0597	3343	00311	FISHBECK, THOMPSON, CARR & HUBER, INC	1,758.30
04/11/2024	0597	3344	01227	GRAINGER INC	105.39
04/11/2024	0597	3345	04556	HAVILAND PRODUCTS COMPANY	1,023.20
04/11/2024	0597	3346	04808	JCI JONES CHEMICAL, INC.	8,708.16
04/11/2024	0597	3347	00679	MEDLER ELECTRIC COMPANY	11.04
04/11/2024	0597	3348	00282	NELSON TANK ENGINEERING	9,940.00
04/11/2024	0597	3349	01197	USA BLUE BOOK	157.50
04/18/2024	0597	3350	00287	CONSUMERS ENERGY	459.51
04/18/2024	0597	3351	04556	HAVILAND PRODUCTS COMPANY	1,343.20
04/18/2024	0597	3352	04167	ITHACA MANUFACTURING CORP	23.92
04/18/2024	0597	3353	03595	PARAGON LABORATORIES, INC	195.00

0597 TOTALS:

Total of 18 Checks:	65,793.37
Less 0 Void Checks:	0.00
Total of 18 Disbursements:	65,793.37