



REGULAR MEETING
February 11, 2022 at 12:00 p.m.

AGENDA

1. Call to Order

2. Roll Call

3. Election of Officers

(In accordance with Article IV, Sections 1a. and 1b. of the Rules and Regulations of the Gratiot Area Water Authority, “the officers of the Authority shall be elected by the Board at the regular Annual meeting of the Board”. “The officers of the Authority shall consist of a Chair, Vice Chair, And Secretary, and such other officers as the Board may from time to time deem advisable. The Chair, Vice-Chair, and Secretary must be members of the Board.”)

A. Acceptance of nominations and election of a Chair, Vice-Chair, and Secretary.

B. Appointment of Recording Secretary.

4. Approval of Agenda

5. Approval of Minutes

[A.](#) Minutes January 14, 2022, Meeting

6. Communications

7. Requests for Payment

8. Requests for Purchase

9. Recommendations on Bids

[A.](#) Consider approval of bids received for the annual chemical procurement and approval of relevant purchase requisitions.

10. New Business

11. Unfinished Business

12. Reports

[A.](#) Water Production Report

[B.](#) Financial Statements through January 31, 2021

[C.](#) SLWSR Construction Update

13. Appropriations

[A.](#) Approval and Ratification of Claims & Accounts

14. Public Comment

15. Adjournment

A regular meeting of the Gratiot Area Water Authority was held virtually via Zoom and called to order at 12:00 p.m. by Chairman Kurt Giles. A quorum of the Authority Board was present.

Roll Call

Authority Board members present: Kurt Giles, Aeric Ripley, Bill Leonard, Tom Reed, and Jim Wheeler.

Authority Board members absent: Roxann Harrington.

Others present: Dave Ringle, Keith Risdon, and John Willemin.

Approval of Minutes

Motion by Board Member Reed, seconded by Board Member Leonard, to approve the minutes of December 14, 2021, as presented. Motion carried with a voice vote.

Aye: Giles, Ripley, Leonard, Reed, and Wheeler.

Nay: none.

Absent: Harrington.

Communications

Requests for Payment & Purchase

Recommendations on Bids

New Business

Unfinished Business

Reports

Chairman Giles reviewed the Water Production Report for December. No comments or suggestions were offered by Board Members.

Chairman Giles reviewed the Financial Statements through December 10, 2021. No comments or suggestions were offered.

Chairman Giles asked John Willemin of Fishbeck, Thompson, Carr & Huber to offer an update on the SLWSR project. John mentioned the permit has been issued and hopes to receive it within the next week. The state is asking for an alarm to be added to the new well to detect water levels. He wasn't sure what level it would measure, but he is working with the state for clarification. They are hoping to have all the documents for the permit by the end of the month and then send out for bids in February.

The state had questions regarding the amount of water output for the large well permit. The plant draws out more water depending on the season. There may need to be additional reporting for the MOR report which Kent Nothstine, Water Plant Superintendent, has agreed to do if the state requires monthly reporting. Another sample still needs to be taken, but John said they are waiting for verification from the state that it needs to be done before they proceed.

John mentioned they have received approval from the City of St. Louis to continue monitoring wells for those residents or businesses who signed an agreement. Oberlitner Well Drilling will be assisting with this and will start the last week of January. This will allow them to take samples and look at levels to establish a baseline for residents to compare. The county health department will no longer be able to test the water samples as they had hoped for. John mentioned they can add this in as part of the contract and will start toward the end of January. Ground level monitoring has been approved by the City of St. Louis. They will be able to create graphs and have the information to residents if they have questions about the water. The well abandonment project will move forward and is targeted for the end of February to be completed. Some of the well houses will be demolished, others will

be turned over to property owners. There were ten residents who signed an agreement for well monitoring. Groundwater monitoring will continue and will help keep the data updated. John said they will continue to conduct residential well monitoring for residents who wish to have Fishbeck and Oberlitner look at the well, take a sample and then use it for background data. There were 10 residents who responded for the monitoring.

Motion by Board Member Wheeler, seconded by Board Member Leonard, to receive the December Water Production Report, December Financial Statements, and SLWSR Construction Update. Motion carried with a voice vote.

Aye: Giles, Ripley, Leonard, Reed, and Wheeler.

Nay: none.

Absent: Harrington.

Appropriations

Motion by Board Member Wheeler, seconded by Board Member Ripley, to approve and ratify the claims and accounts for December 2021 in the amount of \$57,362.94. Motion carried with a voice vote.

Aye: Giles, Ripley, Leonard, Reed, and Wheeler.

Nay: none.

Absent: Harrington.

Public Comment

Adjournment

Motion by Board Member Wheeler, seconded by Board Member Reed, to adjourn the meeting. Chairman Giles adjourned the meeting at 12:20 p.m.

Kim Fellows, Recording Secretary

Date of Approval

GRATIOT AREA WATER AUTHORITY

ANNUAL CHEMICAL PROCUREMENT

BID OPENING: January 28, 2022 3:00 p.m.

Bidder		Lime	Flouride	Sulfuric Acid	Ferric Chloride	Phosphate	Dense Soda Ash	Sodium Hypochlorite
Alexander			\$2,940.00 \$980.00/ton no deposit	\$11,072.00 \$692.00/ton no deposit				\$59,250.00 \$2.37/gal price firm for 90 days only
Carus						\$16,640.00 \$4,160.00/ton		
Carmeuse		\$85,200.00 \$142.00/ton						
Haviland			\$2,880.00 \$960.00/ton	\$6,400.00 \$400.00/ton		\$20,000.00 \$5,000.00/ton	\$55,320.00 \$461.00/ton	\$48,750.00 \$1.95/gal price good for one quarter
JCI Jones								\$40,000.00 \$1.60/gal
Kemira					\$26,520.00 \$884/dry ton			
Mississippi Lime		\$203,550.00 \$339.25/ton 25 ton truckloads						
Shannon						\$16,909.08 \$4,227.27/ton, min. 2,000 # 7-10 days ARO		
PVS Nolwood							\$51,720.00 \$431.00/ton delivered	
PVS Technologies					\$22,710.00 \$757.00/dry ton			

\$0.25/day rental fee will apply after 30 days for Flouride and Sulfuric Acid

They do not deliver in 35-40 ton truckloads

*****Recommended Bidder

Gratiot Area Water Authority Request for Purchase

Purchase Order #: 593-1039

Vendor Address	
PVS Technologies, Inc.	
10900 Harper Ave.	
Detroit, MI 48213	
Vendor Telephone	313-571-1100
Vendor Fax:	

Ship To:	Date:	
Water Treatment 200 N. Lincoln Alma, MI 48801	February 7, 2022	
Mail Attachments:		
Special Instructions		
Terms		

Account	Quantity	Units	Unit Price	Description	Stock #	Total
593-536.000-742.000	30	Ton	757.00	Ferric Chloride per 1/28/22 bid proposal delivered to Water Treatment Plant		22,710.00
						-
						-
						-
						-
						-
						-
						-
						-
Total						\$ 22,710.00

Comparative Prices		Material/Service Usage	Requested By:
Vendor/City	Price		
Kemira, Lawrence, KS	884.00		Kent Nothstine
			Approved By: _____
			Approved By: _____
			GAWA Approval _____

Budgeted Amount: _____

Purchase Order to be sent by: _____
Delivered using: _____

Gratiot Area Water Authority Request for Purchase

Purchase Order #: 593-1040

Vendor Address	
Haviland Products Company	
421 Ann Street NW	
Grand Rapids, MI 49504	
Vendor Telephone	616-361-6691
Vendor Fax:	

Ship To:	Date:
Water Treatment 200 N. Lincoln Alma, MI 48801	February 7, 2022
	Mail Attachments:
	Special Instructions
Terms	

Account	Quantity	Units	Unit Price	Description	Stock #	Total
593-536.000-742.000	3	ton	960.00	Fluoride as per 1/28/22 Bid Proposal		2,880.00
Total						\$ 2,880.00

Comparative Prices		Unit Price	Material/Service Usage	Requested By:
Vendor/City				Kent Nothstine
Alexander Corp., LaPorte, IN		980.00		Approved By:
				Approved By:
				GAWA Approval

Budgeted Amount: _____

Purchase Order to be sent by: _____
Delivered using: _____

Gratiot Area Water Authority Request for Purchase

Purchase Order #: 593-1041

Vendor Address	
Carmeuse Lime & Stone	
11 Stanwix Street, 21st Floor	
Pittsburgh, PA 15222	
Vendor Telephone	412-995-1053
Vendor Fax:	

Ship To:	Date:	February 7, 2022
Water Treatment 200 N. Lincoln Alma, MI 48801	Mail Attachments:	
Special Instructions		
Terms		

Account	Quantity	Units	Unit Price	Description	Stock #	Total
593-536.000-742.000	600	ton	142.00	Lime as per 01/28/22 Bid Proposal		85,200.00
						-
						-
						-
						-
						-
						-
				Total		\$ 85,200.00

Comparative Prices				Requested By: Kent Nothstine
Vendor/City	Price	Material/Service Usage		
Mississippi Lime, St. Louis, MO	\$203,550.00			
			Approved By: _____	
			Approved By: _____	
			GAWA Approval _____	

Budgeted Amount: _____

Purchase Order to be sent by: _____
Delivered using: _____

Gratiot Area Water Authority Request for Purchase

Purchase Order #: 593-1042

Vendor Address	
Carus, LLC	
315 Fifth Street	
Peru, IL 61354	
Vendor Telephone	800-435-6856
Vendor Fax:	

Ship To:	Date:	February 7, 2022
Water Treatment 200 N. Lincoln Alma, MI 48801	Mail Attachments:	
	Special Instructions	
Terms		

Account	Quantity	Units	Unit Price	Description	Stock #	Total
593-536.000-742.000	4	ton	4,160.00	Phosphate as per 1/28/22 Bid Proposal		16,640.00
						-
						-
				Total		\$ 16,640.00

Comparative Prices		Unit Price	Material/Service Usage	Requested By:
Vendor/City				Kent Nothstine
Shannon Chemical Corp., Malvern, PA		4,227.27		
Haviland Products, Grand Rapids, MI		5,000.00		
				Approved By:
				Approved By:
				GAWA Approval

Budgeted Amount: _____

Purchase Order to be sent by: _____
Delivered using: _____

Gratiot Area Water Authority Request for Purchase

Purchase Order #: 593-1044

Vendor Address	
JCI Jones Chemicals Inc.	
18000 Payne Street	
Riverview, MI 48193	
Vendor Telephone	734-283-0677
Vendor Fax:	

Ship To:	Date:	February 7, 2022
Water Treatment 200 N. Lincoln Alma, MI 48801	Mail Attachments:	
Special Instructions		
Terms		

Account	Quantity	Units	Unit Price	Description	Stock #	Total
593-536.000-742.000	25,000	Gallons	1.600	Sodium Hypochlorite as per Bid 1/28/22 delivered to Water Treatment Plant		40,000.00
						-
						-
Total						\$ 40,000.00

Comparative Prices		Material/Service Usage	Requested By:
Vendor/City	Unit Price		Kent Nothstine
Haviland Products, Grand Rapids, MI	\$1.95		
Alexander Chemical, LaPorte, IN	\$2.37		
			Approved By: _____
			Approved By: _____
			GAWA Approval _____

Budgeted Amount: _____

Purchase Order to be sent by: _____
Delivered using: _____

Gratiot Area Water Authority Request for Purchase

Purchase Order #: 593-1045

Vendor Address	
Haviland Products Company	
421 Ann Street, NW	
Grand Rapids, MI 49504	
Vendor Telephone	616-361-6691
Vendor Fax:	

Ship To:	Date:
Water Treatment 200 N. Lincoln Alma, MI 48801	February 7, 2022
	Mail Attachments:
	Special Instructions
Terms	

Account	Quantity	Units	Unit Price	Description	Stock #	Total
593-536.000-742.000	16	ton	400.00	Sulfuric Acid as per 1/28/22 Bid Proposal No deposit		6,400.00
						-
				Total		\$ 6,400.00

Comparative Prices		Material/Service Usage	Requested By:
Vendor/City	Unit Price		Kent Nothstine
Alexander Chemical, LaPorte, IN	\$692.00		Approved By:
			Approved By:
			GAWA Approval

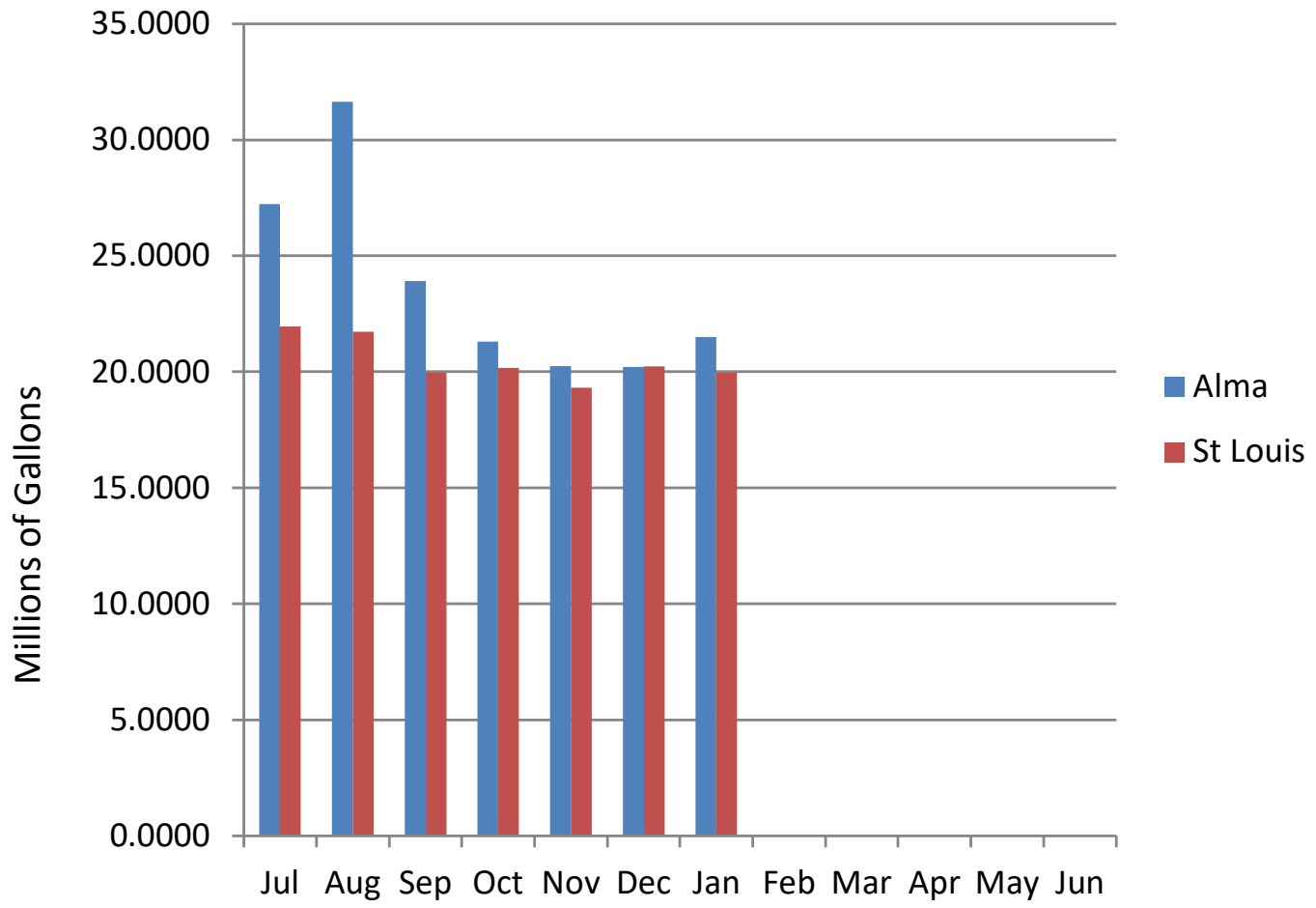
Budgeted Amount: _____

Purchase Order to be sent by: _____
Delivered using: _____

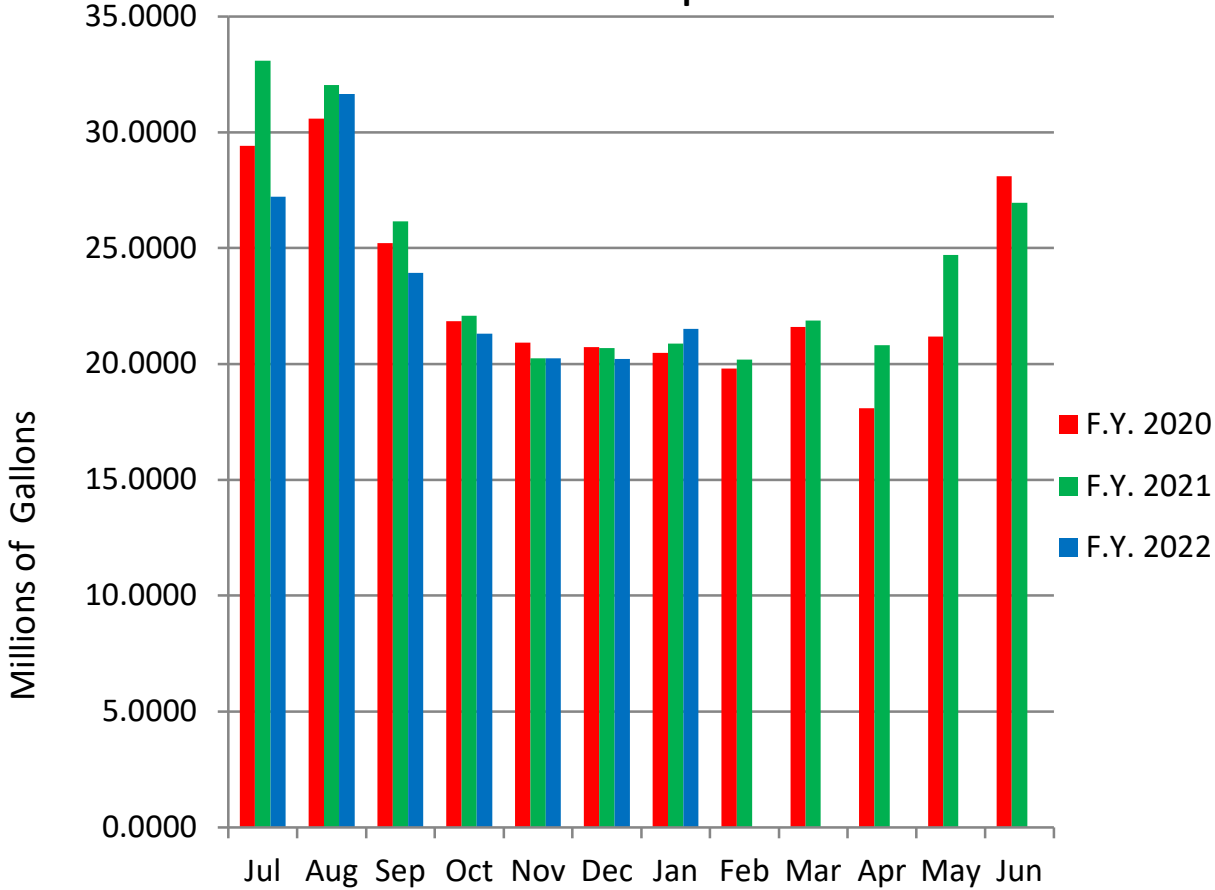
GAWA Water Production/Consumption Records - F.Y. 2022

	Water Authority Plant Production			St. Louis Water Consumption			Alma Water Consumption
	Water Pumpage (MG)	Internal Consumption (MG)	Water Production (MG)	Meter No. 1 (MG)	Meter No. 2 (MG)	Total Consumption (MG)	Total Consumption (MG)
				Cheesman	Michigan		
Jul	51.713	2.534	49.179500	11.9703	9.9833	21.9536	27.2259
Aug	55.892	2.526	53.366300	11.7381	9.9867	21.7248	31.6415
Sep	46.085	2.191	43.893300	10.4337	9.5335	19.9672	23.9261
Oct	43.353	1.887	41.465600	11.2433	8.9265	20.1698	21.2958
Nov	41.695	2.135	39.559900	9.6543	9.6610	19.3153	20.2446
Dec	42.801	2.355	40.446100	10.8868	9.3527	20.2395	20.2066
Jan	43.668	2.204	41.464700	10.9630	8.9955	19.9585	21.5062
Feb		0.000				0.0000	0.0000
Mar		0.000				0.0000	0.0000
Apr		0.000				0.0000	0.0000
May		0.000				0.0000	0.0000
Jun		0.000				0.0000	0.0000
Total Year to Date	325.207	15.831	309.375400	76.8895	66.4392	143.3287	166.0467
Avg. Monthly (MG)		44.20			20.476		23.721
Percent of Consumption		100.00%			46.33%		53.67%

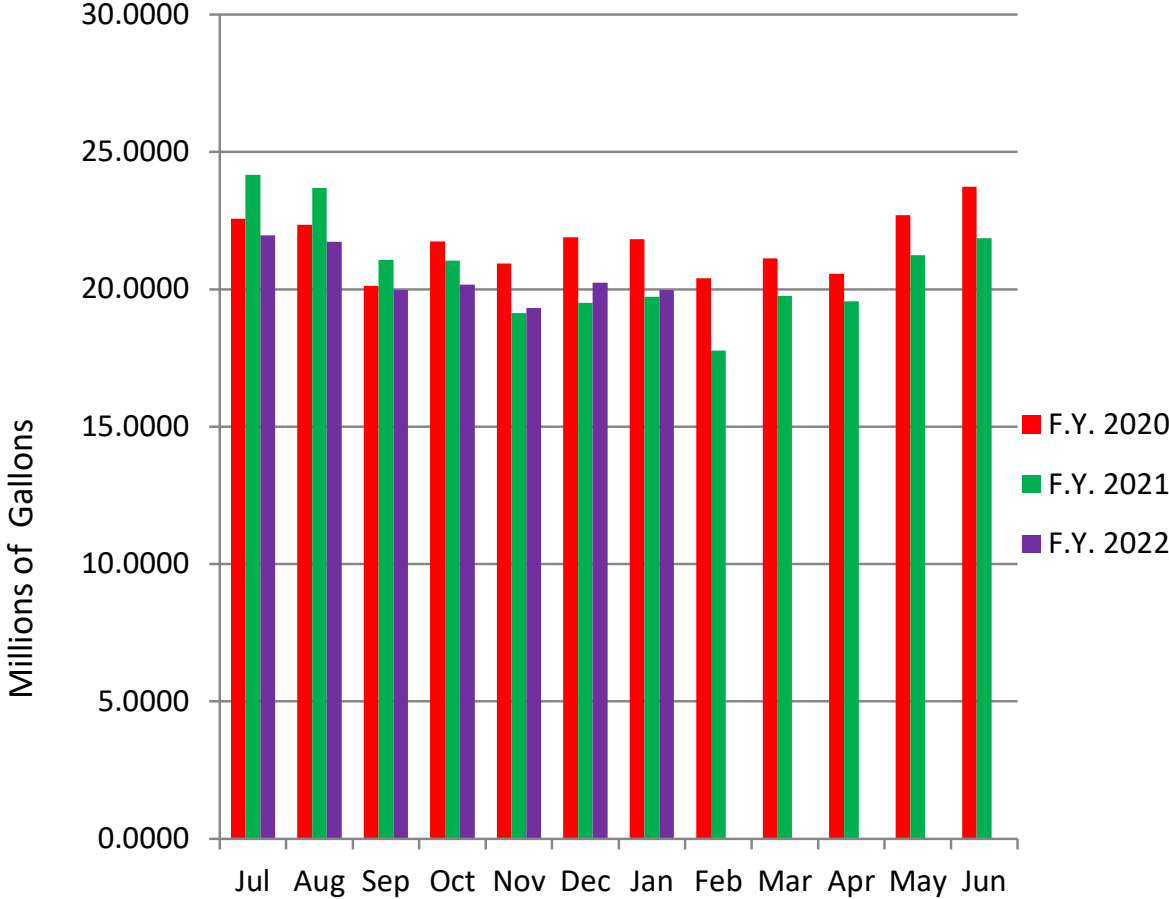
Alma-St. Louis Monthly Water Consumption



City of Alma Water Consumption



City of St. Louis Water Consumption



Fund 597 GRATIOT AREA WATER AUTHORITY

GL Number	Description	PERIOD ENDED 01/31/2021	PERIOD ENDED 01/31/2022
*** Assets ***			
ASSETS			
597.000.001.001	CASH - COMMERCIAL BANK	770,922.42	369,351.46
597.000.001.005	CASH HELD BY STL - CC RECEIPTS	60.00	0.00
597.000.040.001	ACCOUNTS RECEIVABLE	59,466.48	440.00
597.000.110.000	INVENTORY	11,897.65	17,311.26
597.000.194.000	ADVANCE TO ALMA	40,000.00	40,000.00
ASSETS		882,346.55	427,102.72
REPLACEMENT RESERVES			
597.000.002.000	CASH - SAVINGS COMMERCIAL BANK	1,158,354.11	658,354.11
597.000.017.000	INVESTMENT MICLASS	871,947.27	2,372,668.47
REPLACEMENT RESERVES		2,030,301.38	3,031,022.58
FIXED ASSETS			
597.000.130.000	LAND	280,175.87	280,175.87
597.000.132.000	LAND IMPROVEMENTS	647,635.74	647,635.74
597.000.133.000	ACCUM. DEPR. - LAND IMPROVEMENTS	(81,084.74)	(116,821.67)
597.000.136.000	BUILDINGS	15,457,292.05	15,476,983.65
597.000.137.000	ACCMU DEPRECIATION - BUILDING	(2,997,636.48)	(3,445,815.16)
597.000.140.000	MACHINERY & EQUIPMENT	3,025,256.89	3,214,678.25
597.000.141.000	ACCUM DEPREC - MACHINERY & EQUIPMENT	(1,551,623.73)	(1,760,590.54)
597.000.152.000	WATER SYSTEM	2,688,951.95	6,621,170.16
597.000.153.000	ACCUM DEPR - WATER SYSTEM	(526,695.07)	(692,224.34)
597.000.158.000	CONSTRUCTION IN PROGRESS	5,157.60	5,350.00
FIXED ASSETS		16,947,430.08	20,230,541.96
Total Assets		19,860,078.01	23,688,667.26
*** Liabilities ***			
LIABILITIES			
597.000.202.000	ACCOUNTS PAYABLE	68,465.08	0.00
LIABILITIES		68,465.08	0.00
Total Liabilities		68,465.08	0.00
*** Fund Balance ***			
RETAINED EARNINGS			
597.000.399.000	NET POSITION	19,410,509.71	23,260,417.52
RETAINED EARNINGS		19,410,509.71	23,260,417.52
Total Fund Balance		19,410,509.71	23,260,417.52
Beginning Fund Balance		19,410,509.71	23,260,417.52
Net of Revenues VS Expenditures		381,103.22	428,249.74
Ending Fund Balance		19,410,509.71	23,260,417.52
Total Liabilities And Fund Balance		19,860,078.01	23,688,667.26

User: BOBBIE

PERIOD ENDING 01/31/2022

DB: St Louis

GL NUMBER	DESCRIPTION	2021-22 AMENDED BUDGET	YTD BALANCE 01/31/2022	ACTIVITY FOR MONTH 01/31/22	AVAILABLE BALANCE	% BDGT USED	END BALANCE 06/30/2021
Fund 597 - GRATIOT AREA WATER AUTHORITY							
Revenues							
Dept 536 - WATER SYSTEM OPERATIONS & MAINTENANCE							
597.536.607.000	FEES	15,000.00	9,540.00	0.00	5,460.00	63.60	18,960.00
597.536.642.000	BULK WATER SALES - METERED	1,612,710.00	795,694.79	0.00	817,015.21	49.34	1,528,522.35
597.536.642.001	NONMETERED WATER SALES	6,000.00	2,488.90	0.00	3,511.10	41.48	6,540.00
597.536.665.000	INTEREST	5,000.00	878.04	183.13	4,121.96	17.56	2,888.60
597.536.671.000	OTHER REVENUE	0.00	35.00	0.00	(35.00)	100.00	6,407.08
Total Dept 536 - WATER SYSTEM OPERATIONS & MAINTENANCE		1,638,710.00	808,636.73	183.13	830,073.27	49.35	1,563,318.03
Dept 998 - EQUITY TRANSFER							
597.998.581.000	MEMBER CONTRIBUTIONS - CAPITAL	0.00	0.00	0.00	0.00	0.00	3,932,218.21
Total Dept 998 - EQUITY TRANSFER		0.00	0.00	0.00	0.00	0.00	3,932,218.21
TOTAL REVENUES		1,638,710.00	808,636.73	183.13	830,073.27	49.35	5,495,536.24
Expenditures							
Dept 536 - WATER SYSTEM OPERATIONS & MAINTENANCE							
597.536.750.000	MATERIALS & SUPPLIES	28,000.00	11,852.71	3,088.05	16,147.29	42.33	34,239.94
597.536.750.001	SUPPLIES - CHEMICALS	197,000.00	76,453.53	5,896.83	120,546.47	38.81	140,608.51
597.536.750.002	SUPPLIES - FUEL	2,200.00	0.00	0.00	2,200.00	0.00	306.43
597.536.750.003	SUPPLIES - TOOLS & SMALL EQUIPMENT	3,000.00	31.26	0.00	2,968.74	1.04	1,240.77
597.536.801.000	PROF & CONTRACTED SERVICES	16,500.00	6,179.07	2,146.48	10,320.93	37.45	21,378.56
597.536.801.001	CONTRACT SVS - ALMA WATER DEPT PERSONI	345,473.00	148,710.88	25,537.41	196,762.12	43.05	324,785.53
597.536.801.002	CONTRACTED SVS - PW PERSONNEL	11,514.00	5,986.50	49.00	5,527.50	51.99	5,512.50
597.536.850.000	TECHNOLOGY AND COMMUNICATIONS	3,000.00	398.41	195.15	2,601.59	13.28	2,578.44
597.536.920.000	UTILITIES	207,900.00	99,127.82	18,049.16	108,772.18	47.68	214,949.74
597.536.930.000	REPAIRS & MAINTENANCE	0.00	0.00	0.00	0.00	0.00	1,175.30
597.536.935.000	PROPERTY AND LIABILITY INSURANCE	9,500.00	9,931.00	0.00	(431.00)	104.54	8,150.63
597.536.943.000	EQUIPMENT RENTAL	13,700.00	7,521.82	320.87	6,178.18	54.90	6,584.90
Total Dept 536 - WATER SYSTEM OPERATIONS & MAINTENANCE		837,787.00	366,193.00	55,282.95	471,594.00	43.71	761,511.25
Dept 599 - SYSTEM ADMINISTRATION							
597.599.750.000	ADMIN SUPPLIES/POSTAGE/COPIES	500.00	101.61	0.00	398.39	20.32	436.88
597.599.801.000	PROF & CONTRACTED SERVICES	9,500.00	6,369.71	0.00	3,130.29	67.05	6,000.00
597.599.801.003	CONTRACT SVS - ALMA ENGINEERING	23,760.00	206.84	41.45	23,553.16	0.87	492.48
597.599.801.004	CONTRACT SVS - ACCOUNTING ALLOCATION	0.00	0.00	0.00	0.00	0.00	0.00
597.599.801.005	CONTRACT SVS - ST LOUIS ADMIN PERSONNI	29,600.00	0.00	0.00	29,600.00	0.00	6,206.13
597.599.801.006	CONTRACT SVS - ST LOUIS ACCOUNTING AL	12,995.00	7,515.83	1,073.69	5,479.17	57.84	12,570.00
Total Dept 599 - SYSTEM ADMINISTRATION		76,355.00	14,193.99	1,115.14	62,161.01	18.59	25,705.49
Dept 900 - CAPITAL PROJECT ACTIVITIES							
597.900.970.000	CAPITAL PROJECTS	85,000.00	0.00	0.00	85,000.00	0.00	209,305.36
597.900.989.000	CONTRA - CAPITAL ACCOUNTS - MOVE TO B.	0.00	0.00	0.00	0.00	0.00	(209,305.36)
Total Dept 900 - CAPITAL PROJECT ACTIVITIES		85,000.00	0.00	0.00	85,000.00	0.00	0.00
Dept 904 - DEPRECIATION							

REVENUE AND EXPENDITURE REPORT FOR CITY OF ST. LOUIS

PERIOD ENDING 01/31/2022

GL NUMBER	DESCRIPTION	2021-22 AMENDED BUDGET	YTD BALANCE 01/31/2022	ACTIVITY FOR MONTH 01/31/22	AVAILABLE BALANCE	% BDGT USED	END BALANCE 06/30/2021
Fund 597 - GRATIOT AREA WATER AUTHORITY							
Expenditures							
597.904.968.000	DEPRECIATION	772,943.00	0.00	0.00	772,943.00	0.00	858,411.69
Total Dept 904 - DEPRECIATION		772,943.00	0.00	0.00	772,943.00	0.00	858,411.69
TOTAL EXPENDITURES		1,772,085.00	380,386.99	56,398.09	1,391,698.01	21.47	1,645,628.43
Fund 597 - GRATIOT AREA WATER AUTHORITY:							
TOTAL REVENUES		1,638,710.00	808,636.73	183.13	830,073.27	49.35	5,495,536.24
TOTAL EXPENDITURES		1,772,085.00	380,386.99	56,398.09	1,391,698.01	21.47	1,645,628.43
NET OF REVENUES & EXPENDITURES		(133,375.00)	428,249.74	(56,214.96)	(561,624.74)	321.09	3,849,907.81

02/07/2022 09:36 AM
 User: BOBBIE
 DB: St Louis

CHECK DISBURSEMENT REPORT FOR CITY OF ST LOUIS
 CHECK DATE FROM 01/01/2022 - 01/31/2022
 Banks: 0597

Check Date	Bank	Check #	Invoice	Payee	Description	GL #	Amount
01/04/2022	0597	2740	B330318	ALMA HARDWARE	CLEANING SUPPLIES/SURGE PROTECTOR/T	597.536.750.000	73.02
01/04/2022	0597	2741	202786971860	CONSUMERS ENERGY	ENERGY CHARGES 5400 N LUCE (ELECTRI	597.536.920.000	1,561.54
		2741	202786971859		ENERGY CHARGES 622 S LINCOLN (ELECT	597.536.920.000	1,405.43
		2741	206969083334		ENERGY CHARGES 200 N LINCOLN (GAS)	597.536.920.000	2,465.77
		2741	103042536872		ENERGY CHARGES 101 N LINCOLN (ELECT	597.536.920.000	107.59
							5,540.33
01/04/2022	0597	2742	9151823037	GRAINGER INC	BALL VALVE/THREADED NIPPLE/CLOSED N	597.536.750.000	100.30
01/04/2022	0597	2743	463712	NORTH CENTRAL LABORATORIES	BROMCRESOL GREEN-MEHTYL	597.536.750.001	73.59
01/04/2022	0597	2744	41419	PARAGON LABORATORIES, INC	EPA PESTICIDES AND INDUSTRIAL SOCS	597.536.801.000	170.00
01/04/2022	0597	2745	6447-8	SHERWIN WILLIAMS COMPANY	PAINT	597.536.750.000	205.40
01/04/2022	0597	2746	815745	USA BLUE BOOK	SUPPORT SCREEN	597.536.750.000	50.01
		2746	813376		PLATE COUNT AGAR DEHYDRATED	597.536.750.001	139.77
							189.78
01/14/2022	0597	2747	7316889	AAA SMART HOME	WATER TREATMENT MONITORING	597.536.801.000	26.48
01/14/2022	0597	2748	1708200730463	ADVANCE AUTO PARTS	OIL	597.536.750.000	18.38
01/14/2022	0597	2749	450/8	ALMA ACE HARDWARE	LITHIUM BATTERY	597.536.750.000	13.99
01/14/2022	0597	2750	B330166	ALMA HARDWARE	LINE CORD	597.536.750.000	7.29
		2750	C320780		ACID/BATTERY/SOAPS/GLOVES	597.536.750.000	58.48
							65.77
01/14/2022	0597	2751	94435119	CARMEUSE	HI CAL QL WATER	597.536.750.001	5,683.47
01/14/2022	0597	2752	22-0003211	CITY OF ALMA	NOV 2021 EXPENSES	597.536.750.000	1,092.53
		2752	22-0003211		SALARIES	597.536.801.001	18,431.09
		2752	22-0003211		FRINGES	597.536.801.001	6,975.65
		2752	22-0003211		UNIFORM RENTAL	597.536.801.001	130.67
		2752	22-0003211		PW LABOR	597.536.801.002	49.00
		2752	22-0003211		COMMUNICATIONS	597.536.850.000	195.15
		2752	22-0003211		EQUIP RENTAL	597.536.943.000	66.99
		2752	22-0003211		WATER EQUIP RENTAL	597.536.943.000	253.88
		2752	22-0003211		ENGINEERING ALLOCATION	597.599.801.003	41.45
							27,236.41
01/14/2022	0597	2753	22-0002143	CITY OF ST LOUIS	GAWA ACCT PROCESSING DEC 2021	597.599.801.006	1,073.69
01/14/2022	0597	2754	601012820187	CONSUMERS ENERGY	ENERGY CHARGES (ELECTRIC) 110 N LINC	597.536.920.000	810.24
		2754	204121875879		ENERGY CHARGES (GAS) 915 RIVERVIEW	597.536.920.000	59.17

CHECK DISBURSEMENT REPORT FOR CITY OF ST LOUIS

CHECK DATE FROM 01/01/2022 - 01/31/2022

Banks: 0597

Check Date	Bank	Check #	Invoice	Payee	Description	GL #	Amount
		2754	201630109462		ENERGY CHARGES 1869 CHEESMAN ELECTR	597.536.920.000	784.38
		2754	204299870268		ENERGY CHARGES 2075 MICHIGAN AVE 12	597.536.920.000	749.94
		2754	206346433322		ENERGY CHARGES (ELECTRIC) WELL 10	1597.536.920.000	911.83
		2754	204210871129		ENERGY CHARGES 110 N LINCOLN (GAS)	597.536.920.000	81.94
		2754	601012834006		ENERGY CHARGES 915 RIVERVIEW 11/30-	597.536.920.000	181.29
		2754	206969099277		ENERGY CHARGES 200 N LINCOLN 12/06/	597.536.920.000	8,930.04
							12,508.83
01/14/2022	0597	2755	9159987644	GRAINGER INC	EYE WASH PRESERVATIVE	597.536.750.000	24.50
01/14/2022	0597	2756	2167448	HUGHES-PRIMEAU CONTROLS,	INRUFFNECK HEATER REPLACEMENT RELAY	M597.536.750.000	146.02
01/14/2022	0597	2757	629033	KENNEDY INDUSTRIES, INC	THERMON RELAY	597.536.750.000	212.48
		2757	628893		MARLOW PUMP HEAD	597.536.750.000	920.15
							1,132.63
01/14/2022	0597	2758	933073	MEI TOTAL ELEVATOR SOLUTIONS	SERVICE CALL	597.536.801.000	1,950.00
01/14/2022	0597	2759	24433	SCOTLAND OIL COMPANY, INC	PAIL/PROGUARD	597.536.750.000	115.35
01/14/2022	0597	2760	832642	USA BLUE BOOK	PLATE COUNT AGAR DEHYDRATED	597.536.750.000	50.15
				TOTAL - ALL FUNDS	TOTAL OF 21 CHECKS		56,398.09

Check Date	Check	Vendor Name	Amount
Bank 0597 GAWA CHECKING			
01/04/2022	2740	ALMA HARDWARE	73.02
01/04/2022	2741	CONSUMERS ENERGY	5,540.33
01/04/2022	2742	GRAINGER INC	100.30
01/04/2022	2743	NORTH CENTRAL LABORATORIES	73.59
01/04/2022	2744	PARAGON LABORATORIES, INC	170.00
01/04/2022	2745	SHERWIN WILLIAMS COMPANY	205.40
01/04/2022	2746	USA BLUE BOOK	189.78
01/14/2022	2747	AAA SMART HOME	26.48
01/14/2022	2748	ADVANCE AUTO PARTS	18.38
01/14/2022	2749	ALMA ACE HARDWARE	13.99
01/14/2022	2750	ALMA HARDWARE	65.77
01/14/2022	2751	CARMEUSE	5,683.47
01/14/2022	2752	CITY OF ALMA	27,236.41
01/14/2022	2753	CITY OF ST LOUIS	1,073.69
01/14/2022	2754	CONSUMERS ENERGY	12,508.83
01/14/2022	2755	GRAINGER INC	24.50
01/14/2022	2756	HUGHES-PRIMEAU CONTROLS, INC	146.02
01/14/2022	2757	KENNEDY INDUSTRIES, INC	1,132.63
01/14/2022	2758	MEI TOTAL ELEVATOR SOLUTIONS	1,950.00
01/14/2022	2759	SCOTLAND OIL COMPANY, INC	115.35
01/14/2022	2760	USA BLUE BOOK	50.15

0597 TOTALS:

Total of 21 Disbursements:

56,398.09