



**REGULAR MEETING**  
**November 8, 2019 at 12:00 p.m.**  
**City Hall, 525 E. Superior Street, Alma, MI**

**AGENDA**

- |   | <b>Requested Action</b> |
|---|-------------------------|
| <b>1. Roll Call</b>   |                         |
| <b>2. Approval of Minutes</b>   |                         |
| A. Minutes of August 9, 2019 Meeting  | <i>Approve</i>          |
| <b>3. Communications</b>  |                         |
| <b>4. Requests for Payment</b>  |                         |
| <b>5. Requests for Purchase</b>   |                         |
| <b>6. Recommendations on Bids</b>   |                         |
| <b>7. New Business</b>  |                         |
| A. Discuss revisions to Bacteriological Testing Policy and revisions to other policies in relation to Water Authority versus Water Distribution | <i>Discuss</i>          |
| <b>8. Unfinished Business</b>   |                         |
| <b>9. Reports</b>   |                         |
| A. Water Production Report (August, September, October)   | <i>Receive</i>          |
| B. Financial Statements through 10/31/2019  | <i>Receive</i>          |
| <b>10. Appropriations</b>   |                         |
| A. Approval and Ratification of August, September & October 2019 Claims & Accounts  | <i>Approve</i>          |
| <b>11. Public Comment</b>   |                         |
| <b>12. Adjournment</b>  |                         |

A regular meeting of the Gratiot Area Water Authority Board was called to order at 12:04 p.m. by Chairman Kurt Giles in the Alma Municipal Building. A quorum of the Authority Board was present.

*Roll Call*

Board members present: Melissa Allen, Kurt Giles, Tom Reed and Matthew Schooley.

Board members not present: Jim Wheeler (excused) and Roxann Harrington

Others present: Rosemary Horvath, Bill Pilmore, David Ringle and Keith Risdon.

*Approval of Minutes*

**Motion by Schooley, seconded by Reed, to approve minutes of the Water Authority meeting of July 12, 2019, as presented. Motion carried with a unanimous voice vote.**

*Requests for Purchase*

**Motion by Reed, seconded by Allen, to approve a request for purchase to Merrick Industries, in the amount of \$23,506.00, for a soda ash feeder to replace the original 1964 soda ash feeder. Motion carried with a unanimous voice vote.**

*New Business*

**Resolution 2019-0006**

GRATIOT AREA WATER AUTHORITY  
RESOLUTION FOR ACH AND ELECTRONIC TRANSACTIONS

The following preamble and resolution were offered by Member Allen and seconded by Member Reed.

WHEREAS, on December 30, 2002, the Governor of the State of Michigan approved Act No. 738 of the Public Acts of 2002 authorizing the use of electronic transactions by designated officers of the local government; and

WHEREAS, the Gratiot Area Water Authority deems that it is in the best interest of the Gratiot Area Water Authority to make certain financial transactions by using electronic transactions as described in the Act;

NOW THEREFORE IT BE RESOLVED, that the following policy shall govern the use of electronic transactions:

- (a) The Alma City Treasurer OR St. Louis Finance Director (to be known as the electronic transaction officer or ETO) shall be responsible for establishing all ACH arrangements for the local unit;
- (b) The ETO shall draft a written policy to be followed in accordance with the act and presented to the governing body;
- (c) The ETO shall be responsible for payment approval, accounting, reporting, and generally overseeing compliance or shall appoint an employee to perform such duties;
- (d) The ETO shall submit documentation to the governing body, or person responsible for approving payments by resolution or charter requirements, detailing goods and services purchased, the cost of goods or services, the date of the payment, and the department levels serviced;
- (e) All ACH transactions shall be approved by the ETO BEFORE payment is made.

Ayes: Allen, Giles, Reed and Schooley.

Nays: none  
Absent: Wheeler and Harrington.

**Resolution declared adopted this 9th day of August 2019.**

**Resolution 2019-0007**  
GRATIOT AREA WATER AUTHORITY  
RESOLUTION ESTABLISHING ACH AND ELECTRONIC TRANSACTIONS POLICY

The following preamble and resolution were offered by Member Schooley, and seconded by Member Allen:

WHEREAS, the Gratiot Area Water Authority finds it necessary to establish a policy to govern the use of ACH and electronic transactions,

NOW THEREFORE IT BE RESOLVED, the Gratiot Area Water Authority hereby adopts the policy document, attached hereto as Attachment A, entitled ACH & Electronic Transactions Policy.

Ayes: Allen, Giles, Reed and Schooley.  
Nays: none  
Absent: Wheeler and Harrington.

**Resolution declared adopted this 9<sup>th</sup> day of August 2019.**

*Reports*

No comments or questions were offered about the July Water Production Report. Financial Statements were included on the agenda in error.

**Motion by Reed, seconded by Schooley, to receive the July Water Production Report and place it on file. Motion carried with a unanimous voice vote.**

*Appropriations*

**Motion by Allen, seconded by Schooley, to approve and ratify the July 2019 Claims and Accounts. Motion carried with a unanimous voice vote.**

Member Harrington arrived at 12:13 p.m.

*Public Comments*

Bill Pilmore, Water Plant Superintendent reported that Peter Hoffman of the Michigan State Police Intelligence Operation Center did a vulnerability study on the Water Plant. That report will be brought to the Authority once compiled. Cyber Security is the number one risk concern.

There being no additional Public Comment Chairman Giles asked for a motion to adjourn.

**Motion by Harrington, seconded by Schooley, to adjourn the meeting at 12:15 p.m. Motion carried with a unanimous voice vote.**

\_\_\_\_\_  
Sheila Letourneau, Recording Secretary

\_\_\_\_\_  
Date of Approval

DRAFT

# GRATIOT AREA WATER AUTHORITY

## ACH & ELECTRONIC TRANSACTIONS POLICY

---

### **AUTHORITY TO ENTER INTO ACH AGREEMENTS AND ELECTRONIC TRANSFER OF PUBLIC FUNDS**

The Electronic Transaction Office (ETO) of the current designated accounting entity may enter into an ACH agreement as provided by Public Act 738 of 2002, effective December 30, 2002. The Gratiot Area Water Authority shall have adopted a resolution to authorize electronic transactions and have received a copy of the policy. Applicable definitions in the act shall apply.

An ACH arrangement under PA 738 of 2002 is not subject to the Revised Municipal Finance Act, 2001 PA 34, MCL 141.2101 to 141.2821, or to provisions of law or charter concerning the issuance of debt by the township.

### **RESPONSIBILITY FOR ACH AGREEMENTS**

The ETO shall be responsible for all ACH agreements, including payment approval, accounting, reporting, and generally overseeing compliance with the ACH policy. The ETO shall submit to the Gratiot Area Water Authority documentation detailing the goods or services purchased, the cost of goods or services, the date of the payment, and the department levels serviced by payment. This report can be contained in the electronic general ledger software system or in a separate report to the governing body.

### **INTERNAL ACCOUNTING CONTROLS TO MONITOR USE OF ACH TRANSACTIONS**

- a. The ETO shall be responsible for the establishment of ACH agreements. The ETO shall notify the (person responsible for approval and payment) of those accounts to be paid by ACH or electronic transfers.
- b. Upon receipt of an invoice for payment for accounts payed by ACH, the payment supervising entity shall approve payment and notify the ETO of the date of debit to the township accounts. Accounts payable by this method may include utility and recurring lease payments. These payments shall be included on the report of payments to the Gratiot Area Water Authority board. All other invoices approved by the payment supervising entity and payable by ACH may be paid in that matter if deemed in the best interest of the Gratiot Area Water Authority, e.g. to avoid a late fee.
- c. For deposits from state, county, and/or federal authorities, and from third-party payment processors, e.g. (Banks, vendors), the ETO shall obtain the amount of the deposits and send an advice to the person responsible for accounting records.
- d. All invoices shall be held by the payment supervising entity along with copies of payment advices.

### **EFFECTIVE DATE**

This policy or any amendments shall become effective on the day following adoption by the Gratiot Area Water Authority Board.

Adopted: August 9, 2019

# CITY OF ALMA



Policy/Administrative Procedure/Administrative Directive

SECTION: WATER	POLICY NUMBER:
TITLE: BACTERIOLOGICAL TESTING	EFFECTIVE DATE: AUG. 18, 1998
REFERENCE:	APPROVAL DATE: AUG. 18, 1998
ISSUED BY: ALMA CITY COMMISSION	SIGNED:
REVISIONS:	PAGE NUMBER: Page 1 of 2

## 23.12 Bacteriological Testing

The City of Alma Water Treatment Plant will provide Bacteriological Testing of water samples for the following examples **only**:

1. Routine and required Water Plant and Distribution samples for the City of Alma. Sample site locations and frequency of testing are listed in the Water Plant's Quality Assurance Manual.
2. Any water service or main which has a direct connection to the City of Alma's public water supply.
3. All new main construction samples within the Alma City limits.
4. Public pool samples within the Alma City limits, as required by the Michigan Department of Environmental Quality.
5. Any private well located inside the Alma City limits.

All testing will be performed per the 19<sup>th</sup> edition of Standard Methods. All samples in examples 1, 2, and 3 listed above will be secured by an authorized City employee to ensure proper sampling and handling procedures. Private wells and public pool samples may be collected by the owner or his/her representative. The City assumes no responsibility for positive samples due to improper sampling or handling procedures of well and pool samples.

City personnel authorized to collect samples should hold an F or S water certification or have been trained in the proper method of sample collection as written in the Water Plant's Quality Assurance Manual. Any sample collected outside of the parameters of this policy will be considered invalid and should not be tested without authorization from the Water Plant Superintendent.

### **Fees and conditions for Examples 2, 3, 4, and 5 will be as follows:**

**Example 2.** Any water servicing a business or residence inside the Alma City limits will be tested free of charge. Necessity of the number and types of tests will be determined by the Water Plant Superintendent.

# CITY OF ALMA



Policy/Administrative Procedure/Administrative Directive

SECTION: WATER	POLICY NUMBER:
TITLE: BACTERIOLOGICAL TESTING	EFFECTIVE DATE: AUG. 18, 1998
REFERENCE:	APPROVAL DATE: AUG. 18, 1998
ISSUED BY: ALMA CITY COMMISSION	SIGNED:
REVISIONS:	PAGE NUMBER: Page 2 of 2

**Example 3.** All contractors installing new mains within the Alma City limits will be allowed one set of bacteriological tests, free of charge. If for any reason this set tests positive for coliform bacteria, the contractor doing the construction will be charged \$20 for each additional test run until a set of negative samples are achieved. Collection of new main samples will be performed per the Safe Drinking Water Act Rule number R325.11110 and will be collected by authorized City of Alma employees only. A sample will be declared positive if any colonies are detected on the membrane filter. (In-house zero tolerance on new mains.)

**Example 4.** Public pool samples within the Alma City limits will be charged a flat fee of \$20 per sample. This fee will cover all required phases of testing to confirm presence or absence of coliform bacteria.

**Example 5.** Any private well samples will be charged a flat fee of \$20 per sample. This fee will cover all required phases of testing to confirm presence or absence of coliform bacteria.

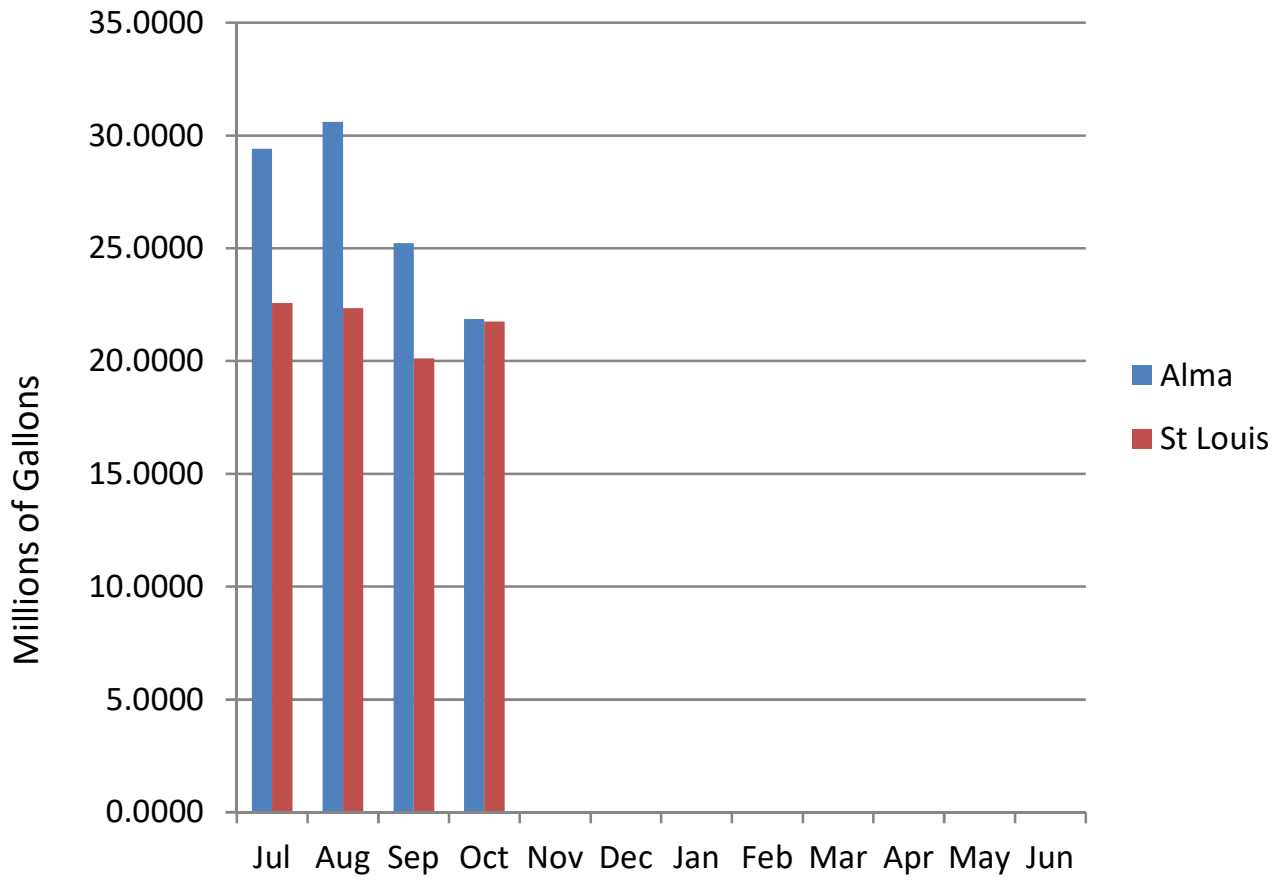
APPROVED BY CITY COMMISSION AUGUST 18, 1998  
RATIFIED BY CITY COMMISSION MAY 28, 2002

**GAWA Water Production/Consumption Records - F.Y. 2020**

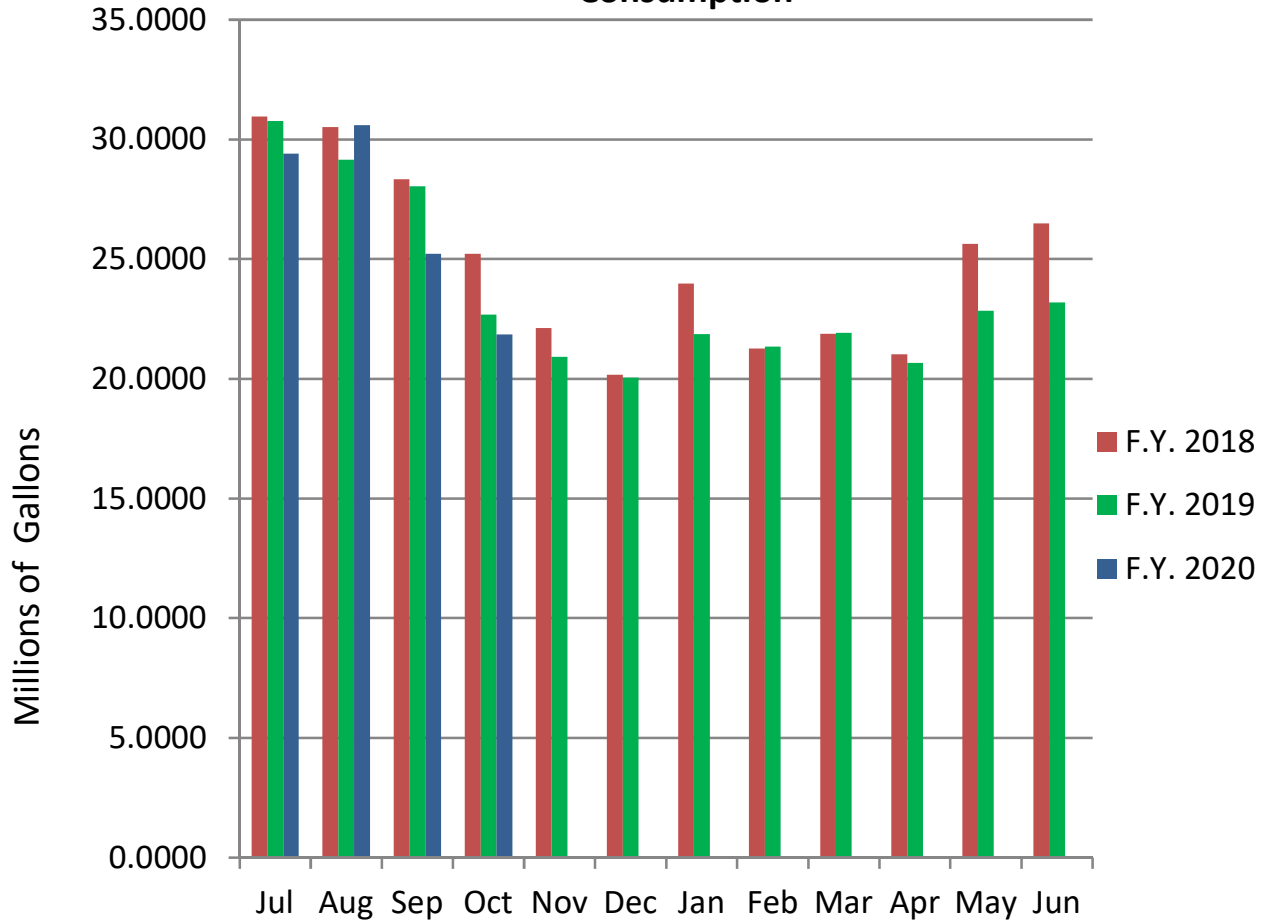
	Water Authority Plant Production			St. Louis Water Consumption			Alma Water Consumption
	Water Pumpage (MG)	Internal Consumption (MG)	Water Production (MG)	Meter No. 1 (MG) Cheesman	Meter No. 2 (MG) Michigan	Total Consumption (MG)	Total Consumption (MG)
<b>Jul</b>	55.548	3.570	51.978400	9.7285	12.8354	22.5639	29.4145
<b>Aug</b>	56.123	3.186	52.937100	10.2988	12.0528	22.3516	30.5855
<b>Sep</b>	47.850	2.503	45.347000	8.9133	11.2114	20.1247	25.2223
<b>Oct</b>	46.198	2.595	43.603000	10.0899	11.6571	21.7470	21.8560
<b>Nov</b>		0.000				0.0000	0.0000
<b>Dec</b>		0.000				0.0000	0.0000
<b>Jan</b>		0.000				0.0000	0.0000
<b>Feb</b>		0.000				0.0000	0.0000
<b>Mar</b>		0.000				0.0000	0.0000
<b>Apr</b>		0.000				0.0000	0.0000
<b>May</b>		0.000				0.0000	0.0000
<b>Jun</b>		0.000				0.0000	0.0000
<b>Total Year to Date</b>	205.719	11.853	193.865500	39.0305	47.7567	86.7872	107.0783
<b>Avg. Monthly (MG)</b>		48.47			21.697		26.770
<b>Percent of Consumption</b>		100.00%			44.77%		55.23%



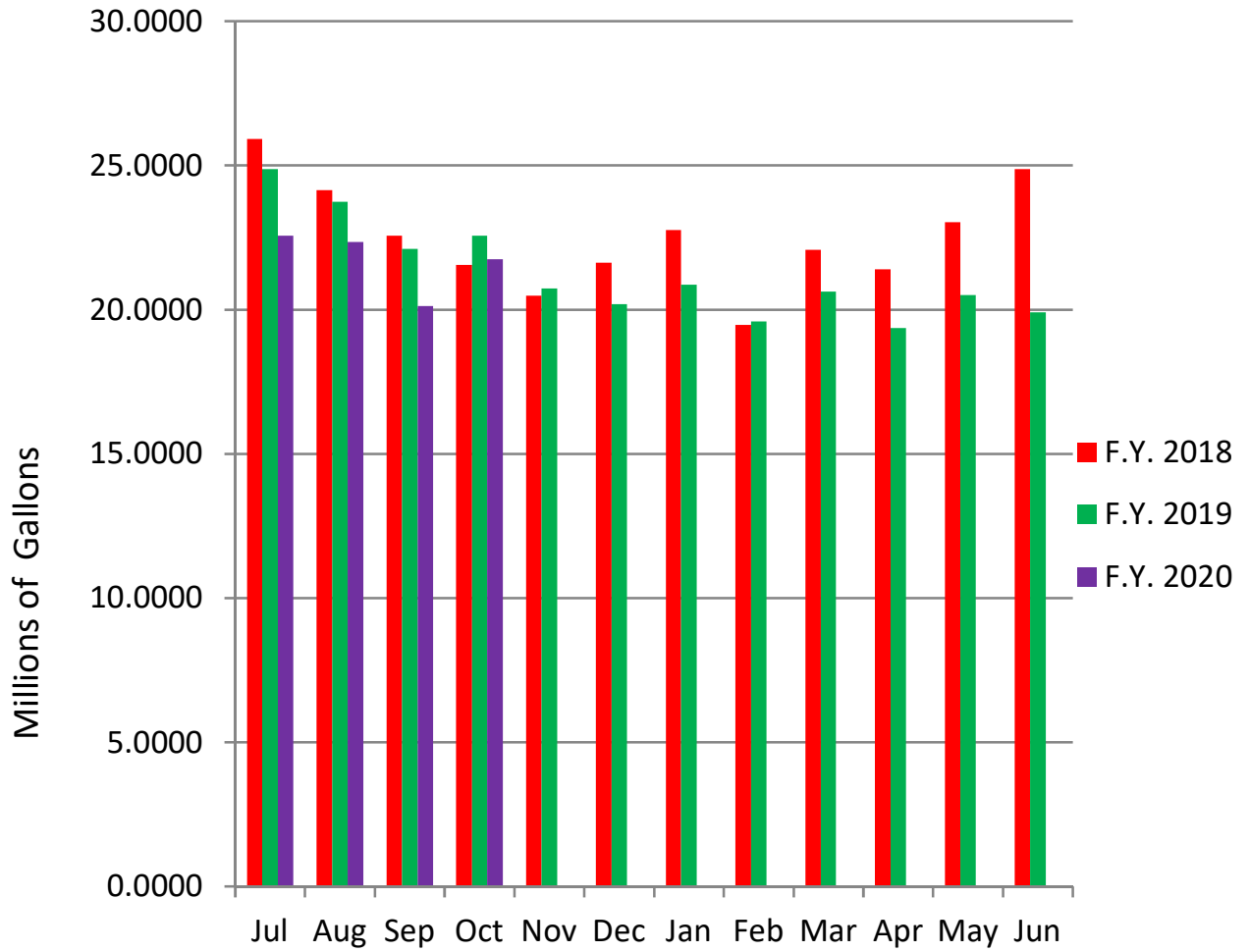
### Alma-St. Louis Monthly Water Consumption



### City of Alma Water Consumption



### City of St. Louis Water Consumption



Fund 597 GRATIOT AREA WATER AUTHORITY

GL Number	Description	PERIOD ENDED 10/31/2018	PERIOD ENDED 10/31/2019
*** Assets ***			
ASSETS			
597.000.001.000	CASH - HELD BY ALMA	453,912.99	0.00
597.000.001.001	CASH - COMMERCIAL BANK	622,513.94	357,391.72
597.000.001.005	CASH HELD BY STL - CC RECEIPTS	0.00	1,251.00
597.000.040.001	ACCOUNTS RECEIVABLE	299.71	194,701.19
597.000.099.000	PREPAID EXPENSES	0.00	0.00
597.000.110.000	INVENTORY	25,737.00	23,919.14
597.000.194.000	ADVANCE TO ALMA	0.00	40,000.00
ASSETS		1,102,463.64	617,263.05
REPLACEMENT RESERVES			
597.000.002.000	CASH - SAVINGS COMMERCIAL BANK	0.00	622,930.36
597.000.017.000	INVESTMENT MICLASS	349,214.07	861,979.32
REPLACEMENT RESERVES		349,214.07	1,484,909.68
FIXED ASSETS			
597.000.130.000	LAND	280,175.87	280,175.87
597.000.132.000	LAND IMPROVEMENTS	272,536.16	632,385.74
597.000.133.000	ACCUM. DEPR. - LAND IMPROVEMENTS	(13,626.81)	(46,110.31)
597.000.136.000	BUILDINGS	14,410,712.39	15,457,292.05
597.000.137.000	ACCMU DEPRECIATION - BUILDING	(2,063,475.30)	(2,530,555.89)
597.000.140.000	MACHINERY & EQUIPMENT	2,870,608.54	3,001,201.05
597.000.141.000	ACCUM DEPREC - MACHINERY & EQUIPMENT	(1,079,466.20)	(1,346,440.54)
597.000.152.000	WATER SYSTEM	1,454,902.07	2,688,951.95
597.000.153.000	ACCUM DEPR - WATER SYSTEM	(392,247.45)	(459,471.26)
597.000.158.000	CONSTRUCTION IN PROGRESS	1,795,785.31	1,723.61
FIXED ASSETS		17,535,904.58	17,679,152.27
<b>Total Assets</b>		<b>18,987,582.29</b>	<b>19,781,325.00</b>
*** Liabilities ***			
LIABILITIES			
597.000.202.000	ACCOUNTS PAYABLE	0.00	(31,020.74)
597.000.221.000	DUE TO CITY OF ALMA	348.21	0.00
LIABILITIES		348.21	(31,020.74)
<b>Total Liabilities</b>		<b>348.21</b>	<b>(31,020.74)</b>
*** Fund Balance ***			
RETAINED EARNINGS			
597.000.399.000	NET POSITION	18,787,324.20	18,787,324.20
RETAINED EARNINGS		18,787,324.20	18,787,324.20
<b>Total Fund Balance</b>		<b>18,787,324.20</b>	<b>18,787,324.20</b>
<b>Beginning Fund Balance</b>		<b>18,787,324.20</b>	<b>18,787,324.20</b>
<b>Net of Revenues VS Expenditures - 18-19</b>			<b>718,476.93</b>
<b>*18-19 End FB/19-20 Beg FB</b>		<b>18,787,324.20</b>	
<b>Net of Revenues VS Expenditures - Current Year</b>		<b>199,909.88</b>	<b>306,544.61</b>
<b>Ending Fund Balance</b>		<b>18,787,324.20</b>	<b>19,505,801.13</b>
<b>Total Liabilities And Fund Balance</b>		<b>18,987,582.29</b>	<b>19,781,325.00</b>

User: BOBBIE

DB: St Louis

PERIOD ENDING 10/31/2019

GL NUMBER	DESCRIPTION	2019-20 AMENDED BUDGET	YTD BALANCE 10/31/2019	ACTIVITY FOR MONTH 10/31/2019	AVAILABLE BALANCE	% BDGT USED
Fund 597 - GRATIOT AREA WATER AUTHORITY						
Revenues						
Dept 536 - WATER SYSTEM OPERATIONS & MAINTENANCE						
597.536.607.000	FEES	15,000.00	5,640.00	1,740.00	9,360.00	37.60
597.536.642.000	BULK WATER SALES - METERED	1,574,100.00	396,290.89	54,336.69	1,177,809.11	25.18
597.536.642.001	NONMETERED WATER SALES	6,000.00	0.00	0.00	6,000.00	0.00
597.536.665.000	INTEREST	13,800.00	6,842.62	0.00	6,957.38	49.58
597.536.671.000	OTHER REVENUE	0.00	0.00	0.00	0.00	0.00
Total Dept 536 - WATER SYSTEM OPERATIONS & MAINTENANCE		1,608,900.00	408,773.51	56,076.69	1,200,126.49	25.41
Dept 998 - EQUITY TRANSFER						
597.998.581.000	MEMBER CONTRIBUTIONS - CAPITAL	5,661,000.00	0.00	0.00	5,661,000.00	0.00
Total Dept 998 - EQUITY TRANSFER		5,661,000.00	0.00	0.00	5,661,000.00	0.00
TOTAL REVENUES		7,269,900.00	408,773.51	56,076.69	6,861,126.49	5.62
Expenditures						
Dept 536 - WATER SYSTEM OPERATIONS & MAINTENANCE						
597.536.750.000	MATERIALS & SUPPLIES	28,000.00	13,508.99	7,976.99	14,491.01	48.25
597.536.750.001	SUPPLIES - CHEMICALS	193,000.00	33,070.32	7,908.96	159,929.68	17.13
597.536.750.002	SUPPLIES - FUEL	2,200.00	0.00	0.00	2,200.00	0.00
597.536.750.003	SUPPLIES - TOOLS & SMALL EQUIPMENT	5,000.00	0.00	0.00	5,000.00	0.00
597.536.801.000	PROF & CONTRACTED SERVICES	16,500.00	6,931.00	2,916.26	9,569.00	42.01
597.536.801.001	CONTRACT SVS - ALMA WATER DEPT PERSONNEL	322,875.00	0.00	0.00	322,875.00	0.00
597.536.801.002	CONTRACT SVS - ALMA PW PERSONNEL	10,760.00	0.00	0.00	10,760.00	0.00
597.536.850.000	COMMUNICATIONS	550.00	0.00	0.00	550.00	0.00
597.536.920.000	UTILITIES	247,800.00	36,294.12	20,304.42	211,505.88	14.65
597.536.935.000	PROPERTY AND LIABILITY INSURANCE	12,150.00	4,974.50	0.00	7,175.50	40.94
597.536.943.000	EQUIPMENT RENTAL	13,700.00	0.00	0.00	13,700.00	0.00
Total Dept 536 - WATER SYSTEM OPERATIONS & MAINTENANCE		852,535.00	94,778.93	39,106.63	757,756.07	11.12
Dept 599 - SYSTEM ADMINISTRATION						
597.599.750.000	ADMIN SUPPLIES/POSTAGE/COPIES	0.00	66.50	0.00	(66.50)	100.00
597.599.801.000	PROF & CONTRACTED SERVICES	9,600.00	0.00	0.00	9,600.00	0.00
597.599.801.003	CONTRACT SVS - ALMA ENGINEERING	27,324.00	0.00	0.00	27,324.00	0.00
597.599.801.004	CONTRACT SVS - ACCOUNTING ALLOCATION	0.00	0.00	0.00	0.00	0.00
597.599.801.005	CONTRACT SVS - ST LOUIS ADMIN PERSONNEL	22,000.00	0.00	0.00	22,000.00	0.00
597.599.801.006	CONTRACT SVS - ST LOUIS ACCOUNTING ALLOC	12,144.00	3,949.48	987.37	8,194.52	32.52
Total Dept 599 - SYSTEM ADMINISTRATION		71,068.00	4,015.98	987.37	67,052.02	5.65
Dept 900 - CAPITAL PROJECT ACTIVITIES						
597.900.970.000	CAPITAL PROJECTS	70,000.00	3,433.99	0.00	66,566.01	4.91
597.900.989.000	CONTRA - CAPITAL ACCOUNTS - MOVE TO B/S	0.00	0.00	0.00	0.00	0.00
Total Dept 900 - CAPITAL PROJECT ACTIVITIES		70,000.00	3,433.99	0.00	66,566.01	4.91
Dept 904 - DEPRECIATION						
597.904.968.000	DEPRECIATION	856,000.00	0.00	0.00	856,000.00	0.00

PERIOD ENDING 10/31/2019

GL NUMBER	DESCRIPTION	2019-20 AMENDED BUDGET	YTD BALANCE 10/31/2019	ACTIVITY FOR MONTH 10/31/2019	AVAILABLE BALANCE	% BDGT USED
Fund 597 - GRATIOT AREA WATER AUTHORITY						
Expenditures						
Total Dept 904 - DEPRECIATION		856,000.00	0.00	0.00	856,000.00	0.00
TOTAL EXPENDITURES		1,849,603.00	102,228.90	40,094.00	1,747,374.10	5.53
Fund 597 - GRATIOT AREA WATER AUTHORITY:						
TOTAL REVENUES		7,269,900.00	408,773.51	56,076.69	6,861,126.49	5.62
TOTAL EXPENDITURES		1,849,603.00	102,228.90	40,094.00	1,747,374.10	5.53
NET OF REVENUES & EXPENDITURES		5,420,297.00	306,544.61	15,982.69	5,113,752.39	5.66

11/05/2019 09:04 AM  
 User: BOBBIE  
 DB: St Louis

CHECK DISBURSEMENT REPORT FOR CITY OF ST LOUIS  
 CHECK DATE FROM 08/01/2019 - 10/31/2019  
 Banks: 0597

Check Date	Bank	Check #	Invoice	Payee	Description	GL #	Amount
08/05/2019	0597	2116	766439	BADER & SONS CO.	OIL FILTER/FILTER ELEMENT	597.536.750.000	37.43
08/05/2019	0597	2117	19-0001630	CITY OF ALMA	WATER DEPT-JUNE 2019	597.536.801.001	28,356.92
08/05/2019	0597	2118	19-0001050	CITY OF ST LOUIS	GAWA ACCOUNT PROCESSING JULY 2019	597.599.801.006	987.37
08/05/2019	0597	2119	19-0001051	CITY OF ST. LOUIS	POSTAGE REIMBURSEMENT	597.599.750.000	14.50
08/05/2019	0597	2120	203497609588	CONSUMERS ENERGY	ENERGY CHARGES 200 N LINCOLN-ELECTR	597.536.920.000	7,632.79
		2120	205900390043		ENERGY CHARGES 4613 VAN BUREN-ELECT	597.536.920.000	1,501.79
							<u>9,134.58</u>
08/05/2019	0597	2121	761-10426304	EGLE	LAB INSPECTION/RECERTIFICATION	597.536.801.000	2,734.29
08/05/2019	0597	2122	1343995	GRAYMONT WESTERN LIME	HIGH CALCIUM QUICK LIME	597.536.750.001	5,837.08
08/05/2019	0597	2123	322578	HAVILAND PRODUCTS	SULFURIC ACID	597.536.750.001	1,112.20
		2123	322879		CREDIT FOR CONTAINER RETURN	597.536.750.001	(335.00)
							<u>777.20</u>
08/05/2019	0597	2124	S108075404.001	KENDALL ELECTRIC	HEATSINK FAN	597.536.750.000	173.88
08/05/2019	0597	2125	959294470	KONE ELEVATORS	CONTRACT FEES	597.536.801.000	158.76
08/05/2019	0597	2126	536359-1	MIDLAND CHEMICAL CO INC.	PAPERTOWELS	597.536.750.000	127.30
08/05/2019	0597	2127	071019W01	SCOTLAND OIL COMPANY, INC	OILS	597.536.750.000	97.40
08/05/2019	0597	2128	943241	USA BLUE BOOK	EFTA TIRANT/STERILE SAMPLE VIAL/AMC	597.536.750.000	536.47
08/21/2019	0597	2129	C274650	ALMA HARDWARE	SCOTCH BRITE/TISSUE	597.536.750.000	27.55
08/21/2019	0597	2130	601011910428	CONSUMERS ENERGY	ENERGY BILL WELL 11 06/17-07/16/19	597.536.920.000	166.37
08/21/2019	0597	2131	9243343978	GRAINGER INC	VALVES	597.536.750.000	23.84
		2131	9241757732		THREADED NIPPLE/ELBOW	597.536.750.000	10.08
							<u>33.92</u>
08/21/2019	0597	2132	S4550342.001	MEDLER ELECTRIC COMPANY	STUDS/TERMINAL/LEG PLATE	597.536.750.000	193.92
08/21/2019	0597	2133	206471	PARAGON LABORATORIES, INC	SAMPLES	597.536.801.000	174.00
08/21/2019	0597	2134	7262019	SAFE SECURITY	MONITORING WATER TREATMENT PLANT	597.536.801.000	25.75
08/21/2019	0597	2135	956728	USA BLUE BOOK	BUFFER SOLUTION	597.536.750.000	122.63
		2135	951482		EBDI KES AGAR CRITERION	597.536.750.000	141.72
							<u>264.35</u>
08/21/2019	0597	2136	8086968529	VWR SCIENTIFIC INC	BOTTLE	597.536.750.000	168.75

CHECK DISBURSEMENT REPORT FOR CITY OF ST LOUIS  
 CHECK DATE FROM 08/01/2019 - 10/31/2019  
 Banks: 0597

Check Date	Bank	Check #	Invoice	Payee	Description	GL #	Amount
08/30/2019	0597	2137	A369174	ABC FASTENER GROUP, INC.	GLOVES/SCREWS	597.536.750.000	22.28
08/30/2019	0597	2138	B289288	ALMA HARDWARE	NUT BOLT SCREW	597.536.750.000	3.63
		2138	B289207		NUT BOLT SCREW	597.536.750.000	0.92
							4.55
08/30/2019	0597	2139	19-0001114	CITY OF ST LOUIS	GAWA ACCT PROCESSING <span style="border: 1px solid red; padding: 2px;">Aug 19</span>	597.599.801.006	987.37
08/30/2019	0597	2140	19-0001123	CITY OF ST. LOUIS	POSTAGE REIMBURSEMENT	597.599.750.000	30.00
08/30/2019	0597	2141	204298582923	CONSUMERS ENERGY	ELECTRIC CHARGES 200 N LINCOLN 07/15	597.536.920.000	8,531.81
		2141	20403159811		4613 W VANBUREN ELECTRIC CHARGES 07	597.536.920.000	1,425.61
		2141	206523147009		2075 MICHIGAN AVE ELECTRIC CHARGES	597.536.920.000	182.68
		2141	205544440348		1869 W CHEESMAN ELECTRIC CHARGES 07	597.536.920.000	260.92
		2141	202963657828		110 N LINCOLN NATURAL GAS CHARGES	597.536.920.000	18.54
		2141	202963657827		101 N LINCOLN NATURAL GAS CHARGES	0597.536.920.000	18.54
		2141	201183898914		110 N LINCOLN AVE ELECTRIC CHARGES	597.536.920.000	1,096.61
		2141	04031587043		101 N LINCOLN AVE ELECTRIC CHARGES	597.536.920.000	39.45
		2141	204387573461		622 S LINCOLN ELECTRIC CHARGES 07/0	597.536.920.000	1,469.16
		2141	204298573808		5400 N LUCE ELECTRIC CHARGES 07/03/	597.536.920.000	1,485.40
		2141	206167327716		200 NORTH LINCOLN NATURAL GAS CHARG	597.536.920.000	141.11
		2141	201094934626		915 RIVERVIEW NATURAL GAS 07/03/19-	597.536.920.000	18.54
		2141	2071454557722		915 RIVERVIEW ELECTRIC CHARGES07/03	597.536.920.000	539.76
							15,228.13
08/30/2019	0597	2142	15544/5	FAMILY FARM & HOME	ANGL MIL	597.536.750.000	27.99
		2142	15547/5		16X72 ANGL	597.536.750.000	12.49
		2142	1572/5		ALUM SHEET/FOAM	597.900.970.000.4037	14.48
							54.96
08/30/2019	0597	2143	9253173323	GRAINGER INC	AC GEARMOTOR	597.536.750.000	680.32
08/30/2019	0597	2144	135644	GRAYMONT WESTERN LIME	HIGH CALCIUM QUICKLIME	597.536.750.001	5,840.00
08/30/2019	0597	2145	1652	HAYNES MASONRY & CONSTRUCTITUCK	POINTING/MASONRY REPAIR ON PUM	597.900.970.000.4037	3,400.00
08/30/2019	0597	2146	280492	KEN'S CULLIGAN	UPS SHIPPING	597.536.801.000	10.94
08/30/2019	0597	2147	S4558407.001	MEDLER ELECTRIC COMPANY	CONDUIT/PUSH IN CONN	597.900.970.000.4037	19.51
08/30/2019	0597	2148	1384623	SUMMIT COMPANIES	ANNUAL FIRE EXTINGUISHER INSPECTION	597.536.801.000	160.00
09/06/2019	0597	2149	203408677774	CONSUMERS ENERGY	ENERGY BILL WELL 11 07/17-08/14/19	597.536.920.000	595.20
09/16/2019	0597	2150	198-376298	A - 1 TRUCK PARTS INC	BATTERIES	597.536.750.000	97.99
09/16/2019	0597	2151	C276451	ALMA HARDWARE	NOZZLES/HOSE	597.536.750.000	35.96
		2151	C276163		TOILET CLEANER	597.536.750.000	7.47



CHECK DISBURSEMENT REPORT FOR CITY OF ST LOUIS  
 CHECK DATE FROM 08/01/2019 - 10/31/2019  
 Banks: 0597

Check Date	Bank	Check #	Invoice	Payee	Description	GL #	Amount
							43.43
09/16/2019	0597	2152	792179	BADER & SONS CO.	OIL FILTERS	597.536.750.000	36.70
09/16/2019	0597	2153	19-0001163	CITY OF ST LOUIS	GAWA ACCT PROCESSING <span style="border: 1px solid red; padding: 2px;">Sept 19</span>	597.599.801.006	987.37
09/16/2019	0597	2154	19-0001164	CITY OF ST. LOUIS	POSTAGE REIMBURSEMENT	597.599.750.000	22.00
09/16/2019	0597	2155	15562/5	FAMILY FARM & HOME	LUMBER	597.536.750.000	54.40
		2155	15565/5		RETURN/PURCHASE OF LUMBER	597.536.750.000	16.93
							71.33
09/16/2019	0597	2156	1383693	FISHER SCIENTIFIC	STRIP INDICATOR	597.536.750.000	77.91
09/16/2019	0597	2157	926129625	GRAINGER INC	BENCH BRUSH/GLOVES/FRM DUTY MTR	597.536.750.000	333.87
09/16/2019	0597	2158	328505	HAVILAND PRODUCTS	BLEACH-SOD HYPOCHLORITE	597.536.750.001	3,612.35
09/16/2019	0597	2159	T364897	JANSON EQUIPMENT COMPANY	FILTERS/OIL	597.536.750.000	97.64
09/16/2019	0597	2160	650009	PVS NOLWOOD CHEMICALS	SODA ASH CHEMICALS	597.536.750.001	9,094.73
09/16/2019	0597	2161	082619W01	SCOTLAND OIL COMPANY, INC	MOTOR OILS	597.536.750.000	39.50
09/16/2019	0597	2162	01040003	SYSTEMS SPECIALTIES	FILTER # 3 ACTIVATOR REPAIR	597.536.750.000	2,426.00
09/16/2019	0597	2163	930351	USA BLUE BOOK	INDICATOR SOLUTION	597.536.750.000	26.33
09/25/2019	0597	2164	207145497115	CONSUMERS ENERGY	110 N LINCOLN AVE ELECTRIC CHARGES	597.536.920.000	182.83
		2164	202429780788		ENERGY CHARGES-ELECTRIC USE 2075 MI	597.536.920.000	167.14
		2164	204565591959		ENERGY CHARGES-NATURAL GAS 110 N LI	597.536.920.000	15.17
		2164	204565591958		ENERGY CHARGES-NATURAL GAS 101 N LI	597.536.920.000	14.55
		2164	201272929881		ENERGY CHARGES-ELECTRIC 101 N LINCO	597.536.920.000	10.69
		2164	203942639313		ENERGY CHARGES-ELECTRIC 622 LINCOLN	597.536.920.000	1,660.63
		2164	205455491206		ENERGY CHARGES-ELECTRIC 5400 N LUCE	597.536.920.000	1,730.71
		2164	202429775691		ENERGY CHARGES NATURAL GAS-200 N LI	597.536.920.000	91.17
		2164	205544479737		ENERGY CHARGES-NATURAL GAS 915 RIVE	597.536.920.000	14.55
		2164	206967994388		ENERGY CHARGES-ELECTRIC 915 RIVERVI	597.536.920.000	1,666.43
		2164	206879069950		ENERGY CHARGES-ELECTRIC 4613 W VANB	597.536.920.000	354.86
		2164	204298627970		ENERGY CHARGES-ELECTRIC 200 N LINCO	597.536.920.000	8,591.04
							14,499.77
09/27/2019	0597	2165	C277011	ALMA HARDWARE	TISSUE/SEAL FOAM	597.536.750.000	24.44
09/27/2019	0597	2166	9283814961	GRAINGER INC	FAN SHUTTERS	597.536.750.000	65.74
		2166	9261296256		BENCH BUSH/GLOVES/MOTOR	597.536.750.000	333.87
							399.61

CHECK DISBURSEMENT REPORT FOR CITY OF ST LOUIS  
 CHECK DATE FROM 08/01/2019 - 10/31/2019  
 Banks: 0597

Check Date	Bank	Check #	Invoice	Payee	Description	GL #	Amount
09/27/2019	0597	2167	137044	GRAYMONT WESTERN LIME	HIGH CALCIUM QUICKLIME	597.536.750.000	5,840.00
09/27/2019	0597	2168	329932	HAVILAND PRODUCTS	SULFURIC ACID	597.536.750.001	1,112.20
		2168	330378		CONTAINER RETURNS	597.536.750.001	(340.00)
							772.20
09/27/2019	0597	2169	S4529374.001	MEDLER ELECTRIC COMPANY	CONDUIT	597.536.750.000	14.68
09/27/2019	0597	2170	INSTALL#2	MICHIGAN MUNICIPAL RISK MANLIABILITY INSURANCE	07/01/19-07/01/	597.536.801.000	2,237.25
		2170	09012019		INSTALL #2 LIABILITY 07/01/19-07/01	597.536.801.000	250.00
							2,487.25
09/27/2019	0597	2171	08272019	SAFE SECURITY	MONITORING WATER TREATMENT PLANT	597.536.801.000	25.75
09/27/2019	0597	2172	997551	USA BLUE BOOK	SAMPLE HACH/ENDO LES AGAR CRITERION	597.536.750.000	278.22
		2172	997459		FILTER MEMBRANES	597.536.750.000	453.12
		2172	997453		EC MEDIUM WITH MUG/GREEN BILE/DIAGN	597.536.750.000	385.55
		2172	005854		EDTA TITRANT	597.536.750.000	114.87
		2172	002935		BRILLIANT GREEN BILE	597.536.750.000	114.95
							1,346.71
09/27/2019	0597	2173	8087557849	VWR INTERNATIONAL INC.	TEHRM 30ML BTL GLASS BEADS	597.536.750.000	84.47
10/15/2019	0597	2174	A373556	ABC FASTENER GROUP, INC.	NYLON WIRE TIES	597.536.750.000	8.11
10/15/2019	0597	2175	C278253	ALMA HARDWARE	BATTERIES	597.536.750.000	29.98
10/15/2019	0597	2176	19-0001217	CITY OF ST LOUIS	GAWA ACCT PROCESSING-	597.599.801.006	987.37
10/15/2019	0597	2177	202340799384	CONSUMERS ENERGY	ENERGY CHARGES 4613 W VANBUREN (ELE	597.536.920.000	927.12
		2177	601011989576		1869 W CHEESMAN ROAD-ELECTRIC CHARG	597.536.920.000	258.47
		2177	202874757375		ENERGY CHARGES 622 N LINCOLN-ELECTR	597.536.920.000	1,368.66
		2177	204031672982		ENERGY CHARGES 200 N LINCOLN-GAS CH	597.536.920.000	92.52
		2177	202251841338		ENERGY CHARGES-ELECTRIC 5400 N LUCE	597.536.920.000	1,667.85
		2177	201717876442		ENERGY CHARGES 915 RIVERVIEW DR-GAS	597.536.920.000	14.84
		2177	202785762965		ENERGY CHARGES 915 RIVERVIEW-ELECTR	597.536.920.000	1,475.19
							5,804.65
10/15/2019	0597	2178	15825/5	FAMILY FARM & HOME	BENCH BRUSHES	597.536.750.000	17.98
10/15/2019	0597	2179	6240929	FISHER SCIENTIFIC	DRI HEAT TAG INDICATOR	597.536.750.000	54.93
10/15/2019	0597	2180	9305917487	GRAINGER INC	MOTOR	597.536.750.000	88.24
		2180	9305464571		PILLOW BLOCK BEARING BALL	597.536.750.000	45.98
		2180	9308467092		V-BELT PULLEY	597.536.750.000	18.09
		2180	92935434278		DAMPERS	597.536.750.000	52.70
		2180	9301221280		CREDIT MEMO-FAN SHUTTERS	597.536.750.000	(65.74)

Oct 19

CHECK DISBURSEMENT REPORT FOR CITY OF ST LOUIS  
 CHECK DATE FROM 08/01/2019 - 10/31/2019  
 Banks: 0597

Check Date	Bank	Check #	Invoice	Payee	Description	GL #	Amount
							139.27
10/15/2019	0597	2181	138298	GRAYMONT WESTERN LIME	HIGH CALCIUM QUICKLIME	597.536.750.001	5,848.76
10/15/2019	0597	2182	281485	KEN'S CULLIGAN	UPS SHIPPING	597.536.750.000	16.81
10/15/2019	0597	2183	959372044	KONE ELEVATORS	CONTRACT FEES	597.536.801.000	158.76
10/15/2019	0597	2184	652382	PVS NOLWOOD CHEMICALS	HYDROFLUOROSILICIC ACID	597.536.750.001	1,288.00
10/15/2019	0597	2185	5724239	SAFE SECURITY	MONITORING 200 N LINCOLN-WATER TREA	597.536.801.000	51.50
10/15/2019	0597	2186	1429655	SUMMIT COMPANIES	FAS TRUCK CHARGE/SPECIAL HAZARDS	597.536.801.000	193.00
10/24/2019	0597	2187	204031682517	CONSUMERS ENERGY	200 N LINCOLN-ELECTRIC CHARGES 09/15	597.536.920.000	7,340.12
		2187	20100630606064		1869 W CHEESMAN-ELECTRIC CHARGES 09	597.536.920.000	537.11
		2187	205811479034		101 N LINCOLN-ELECTRIC CHARGES 09/0	597.536.920.000	36.63
		2187	205010596058		110 N LINCOLN-GAS CHARGES 09/04-10/	597.536.920.000	14.51
		2187	205010596057		101 N LINCOLN-GAS CHARGES 09/04-10/	597.536.920.000	14.51
		2187	201361944017		110 N LINCOLN-ELECTRIC CHARGES 09/0	597.536.920.000	203.35
		2187	206167418561		2075 MICHIGAN AVE-ELECTRIC CHARGES	597.536.920.000	206.71
							8,352.94
10/31/2019	0597	2188	1708929622730	ADVANCE AUTO PARTS	V-BELTS/OIL FILTER/AIR FILTERS	597.536.750.000	31.27
10/31/2019	0597	2189	C279384	ALMA HARDWARE	HANDSOAP/WIRE STRIPPER	597.536.750.000	24.95
10/31/2019	0597	2190	12679	BURFORD PLUMBING & HEATING	BACKFLOW TESTING	597.536.801.000	465.00
10/31/2019	0597	2191	203052769735	CONSUMERS ENERGY	ENERGY CHARGES 4613 W VANBUREN (ELE	597.536.920.000	525.01
		2191	204921634028		ENERGY CHARGES WELL 10 (ELECTRIC)	0597.536.920.000	565.02
							1,090.03
10/31/2019	0597	2192	125698-0	DBI BUSINESS INTERIORS	TONERS	597.536.750.000	405.98
10/31/2019	0597	2193	9330252223	GRAINGER INC	POLE BREAKER LOCKOUT/CIRCUIT BREAKE	597.536.750.000	31.04
		2193	9322907446		PLUG LOCKOUT	597.536.750.000	9.81
							40.85
10/31/2019	0597	2194	139862	GRAYMONT WESTERN LIME	HIGH CALCIUM QUICK LIME	597.536.750.001	5,840.00
10/31/2019	0597	2195	8916	MATOON & LEE EQUIPMENT	520 LOAD SURE BIOPRENE	597.536.750.000	133.36
10/31/2019	0597	2196	S4588994.001	MEDLER ELECTRIC COMPANY	TAPE/ELECT TAPE/1000V DIGITAL MULTI	597.536.750.000	141.56
10/31/2019	0597	2197	208383	PARAGON LABORATORIES, INC	LABS-PLANT TAP/FILTER/RAW WATER	597.536.801.000	174.00
10/31/2019	0597	2198	656212	PVS NOLWOOD CHEMICALS	SODA ASH	597.536.750.000	9,171.23
		2198	261094		FERRIC CHLORIDE	597.536.750.001	5,149.57

Check Date	Bank	Check #	Invoice	Payee	Description	GL #	Amount
							14,320.80
TOTAL - ALL FUNDS					TOTAL OF 83 CHECKS		165,142.94

--- GL TOTALS ---

597.536.750.000	MATERIALS & SUPPLIES	23,585.49
597.536.750.001	SUPPLIES - CHEMICALS	44,059.89
597.536.801.000	PROF & CONTRACTED SERVICES	6,819.00
597.536.801.001	CONTRACT SVS - ALMA WATER DEPT	28,356.92
597.536.920.000	UTILITIES	54,871.67
597.599.750.000	ADMIN SUPPLIES/POSTAGE/COPIES	66.50
597.599.801.006	CONTRACT SVS - ST LOUIS ACCOUNTING	3,949.48
597.900.970.000.4037	WELL#1 WELLHOUSE UPGRADES	3,433.99
	TOTAL	165,142.94

Note: Alma has not billed GAWA for any water or other personnel costs in this fiscal year. Last billing was for June 2019.