



REGULAR MEETING
October 13, 2023 at 12:00 p.m.

AGENDA

- 1. Call to Order**
- 2. Roll Call**
- 3. Approval of Agenda**
- 4. Approval of Minutes**
 - [A.](#) Minutes July 14, 2023 Meeting
- 5. Communications**
 - [A.](#) Wellhead Protection Plan EGLE approval
- 6. Requests for Payment**
- 7. Requests for Purchase**
- 8. Recommendations on Bids**
- 9. New Business**
 - A. Exterior cleaning of elevated tanks
- 10. Unfinished Business**
- 11. Reports**
 - [A.](#) Water Production Report
 - [B.](#) Financial Statements through August 31, 2023
 - C. SLWSR Construction Update
- 12. Appropriations**
 - [A.](#) Approval and Ratification of Claims & Accounts
- 13. Public Comment**
- 14. Adjournment**

A regular meeting of the Gratiot Area Water Authority was held at the Alma Public Library and called to order at 12:18 p.m. by Chairman Kurt Giles. A quorum of the Authority Board was present.

Roll Call

Authority Board members present: Kurt Giles, Aeric Ripley, Roxann Harrington, and Bill Leonard.

Authority Board members absent: Jim Wheeler.

Others present: Dave Ringle and Doug Sierakowski.

Approval of Agenda

Motion by Authority Member Ripley, seconded by Authority Member Harrington, to approve the Agenda.

Motion carried with a voice vote.

Aye: Giles, Ripley, Harrington, and Leonard.

Nay: None.

Absent: Wheeler.

Approval of Minutes

Motion by Authority Member Ripley, seconded by Authority Member Harrington, to approve the minutes of May 11, 2023. Motion carried with a voice vote.

Aye: Giles, Ripley, Harrington, and Leonard.

Nay: None.

Absent: Wheeler.

Communications

Requests for Payment

Requests for Purchase

New Business

Unfinished Business

Chairman Giles offered discussion on the Fishbeck proposal for additional services to the conceptual design services for security upgrades at the water plant. Brief discussion followed.

Motion by Authority Member Harrington, seconded by Authority Member Ripley, to approve an additional service request for conceptual design services for security upgrades to the water plant. Motion carried with a voice vote.

Aye: Giles, Ripley, Harrington, and Leonard

Nay: None.

Absent: Wheeler.

Reports

Chairman Giles offered discussion on the May and June Water Production Reports. Brief discussion followed.

Chairman Giles offered discussion on the Financial Statements through June 30, 2023. Brief discussion followed.

Chairman Giles offered discussion on the email update from John Willemin of Fishbeck, Thompson, Carr & Huber regarding the SLWSR project. Brief discussion followed.

Motion by Authority Member Ripley, seconded by Authority Member Harrington, to receive the May 2023 through June 2023 Water Production Reports, May 2023 through June 2023 Financial Statements, and SLWSR Construction Update. Motion carried with a voice vote.

Aye: Giles, Ripley, Harrington, and Leonard.

Nay: None.
Absent: Wheeler.

Appropriations

Motion by Authority Member Harrington, seconded by Authority Member Ripley, to approve and ratify the claims and accounts for May 2023 through June 2023 in the amount of \$55,744.09 and \$167,692.54, respectively. Motion carried with a voice vote.

Aye: Giles, Ripley, Harrington, and Leonard.

Nay: None.

Absent: Wheeler.

Public Comment

Adjournment

Motion by Authority Member Harrington, seconded by Authority Member Ripley, to adjourn the meeting. Chairman Giles adjourned the meeting at 12:28 p.m.

Kim Fellows, Recording Secretary

Date of Approval



GRETCHEN WHITMER
GOVERNOR

STATE OF MICHIGAN
DEPARTMENT OF
ENVIRONMENT, GREAT LAKES, AND ENERGY
LANSING



PHILLIP D. ROOS
DIRECTOR

September 18, 2023

VIA EMAIL

Kurt Giles
Gratiot Area Water Authority
300 Northmill
St. Louis, Michigan 48880-1589

Dear Kurt Giles:

SUBJECT: Source Water Protection Plan – Gratiot Area Water Authority, WSSN 02836

Congratulations! The Gratiot Area Water Authority Source Water Protection Plan update is approved. The Michigan Department of Environment, Great Lakes, and Energy (EGLE), Drinking Water and Environmental Health Division (DWEHD) commends you on your efforts and encourages you to keep the program viable by updating it every six years or as changes occur within the source water protection program.

If you have any questions, comments, or need assistance implementing your program, you may contact me by telephone at 517-203-9631; email at BerndtJ1@Michigan.gov; or by mail at EGLE-DWEHD, Environmental Health Section, Source Water Unit.

Sincerely,

Jason Berndt, Environmental Quality Specialist
Source Water Unit
Environmental Health Section
Drinking Water and Environmental Health Division

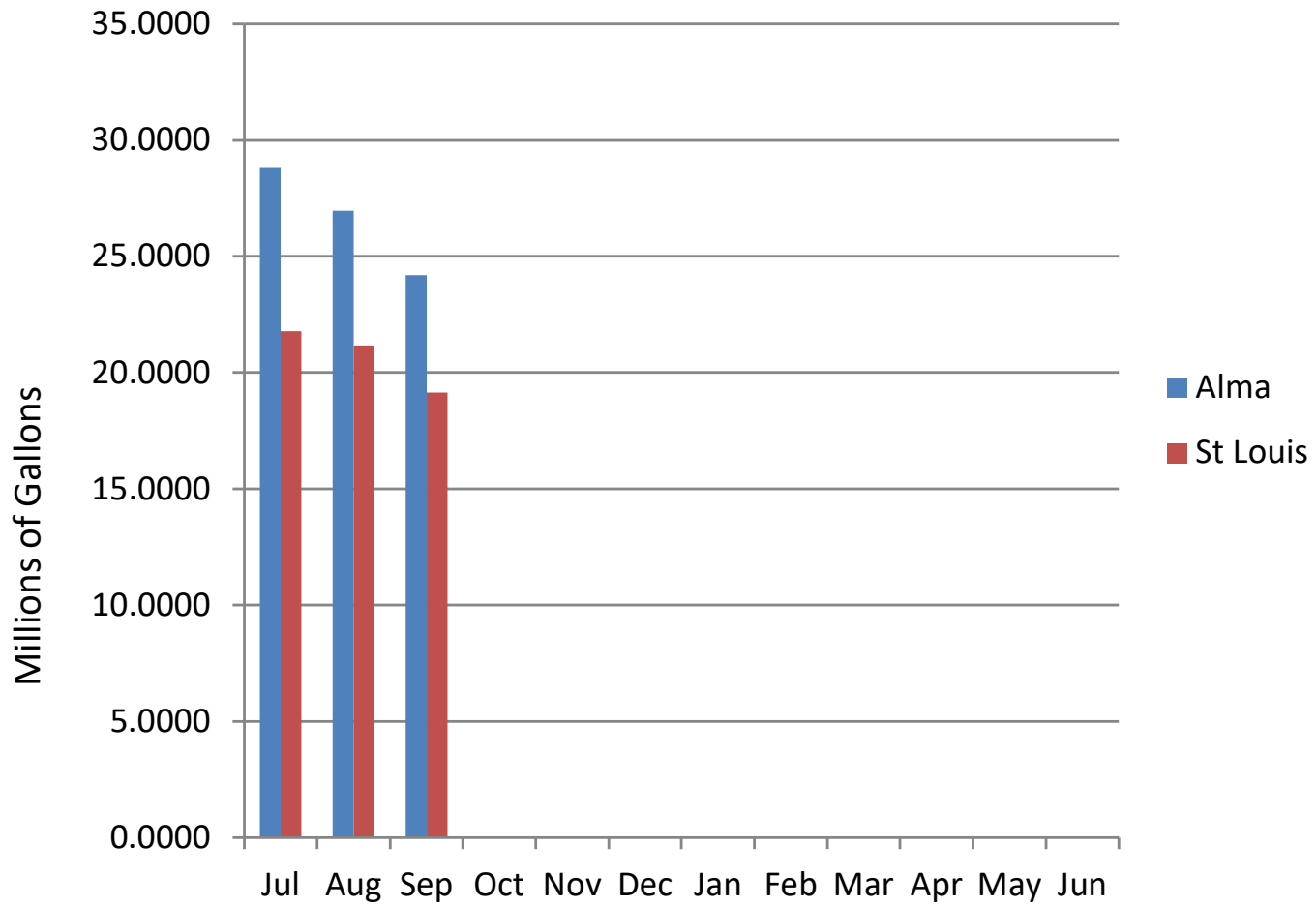
jb/ms

cc: Jim Brode, P.E., Fleis & Vandenbrink
Sara Pearson, EGLE
Kurt Swendsen, EGLE

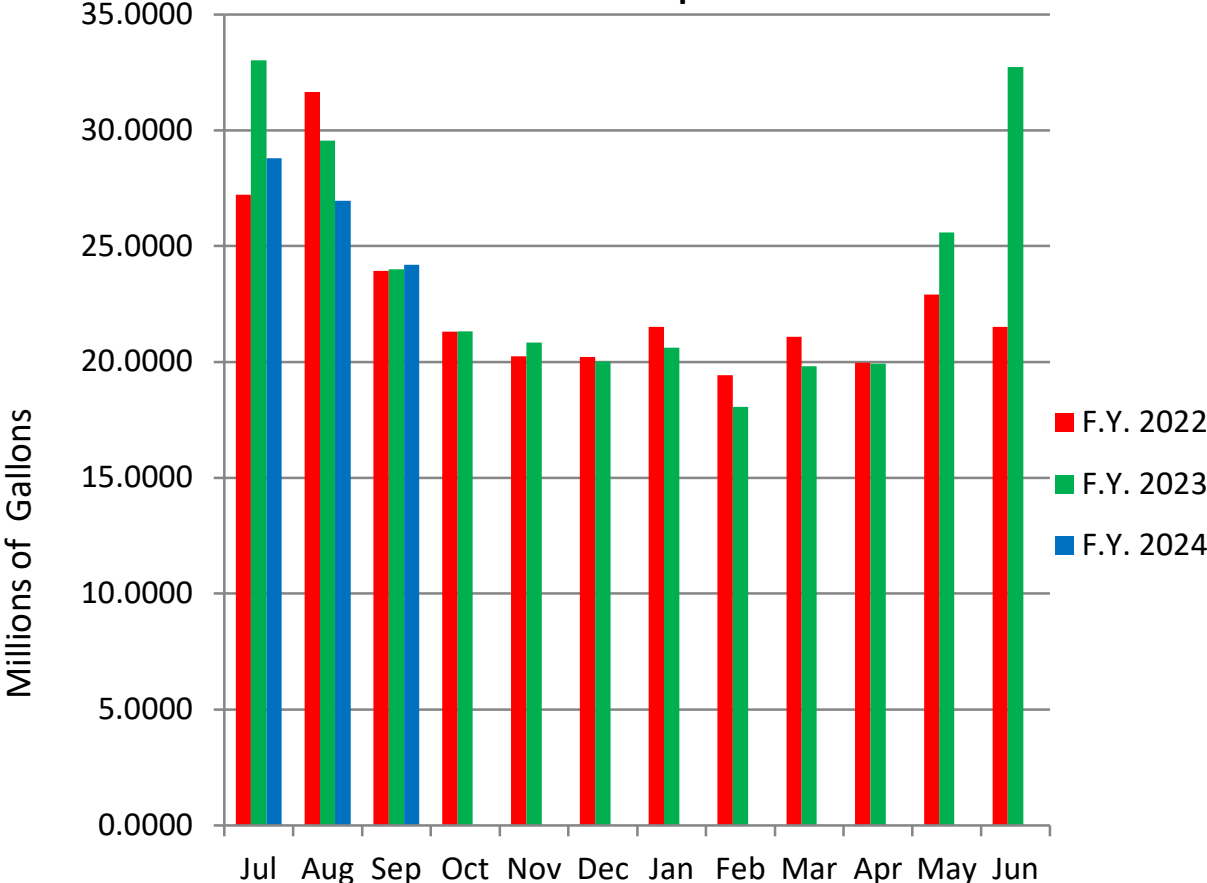
GAWA Water Production/Consumption Records - F.Y. 2024

	Water Authority Plant Production			St. Louis Water Consumption			Alma Water Consumption
	Water Pumpage (MG)	Internal Consumption (MG)	Water Production (MG)	Meter No. 1 (MG) Cheesman	Meter No. 2 (MG) Michigan	Total Consumption (MG)	Total Consumption (MG)
Jul	53.546	2.981	50.565400	12.2823	9.4952	21.7775	28.7879
Aug	51.069	2.945	48.124400	11.5511	9.6165	21.1676	26.9568
Sep	46.118	2.780	43.337600	9.5823	9.5638	19.1462	24.1914
Oct		0.000				0.0000	0.0000
Nov		0.000				0.0000	0.0000
Dec		0.000				0.0000	0.0000
Jan		0.000				0.0000	0.0000
Feb		0.000				0.0000	0.0000
Mar		0.000				0.0000	0.0000
Apr		0.000				0.0000	0.0000
May		0.000				0.0000	0.0000
Jun		0.000				0.0000	0.0000
Total Year to Date	150.733	8.705	142.027400	33.4157	28.6755	62.0913	79.9361
Avg. Monthly (MG)		47.34			20.697		26.645
Percent of Consumption		100.00%			43.72%		56.28%

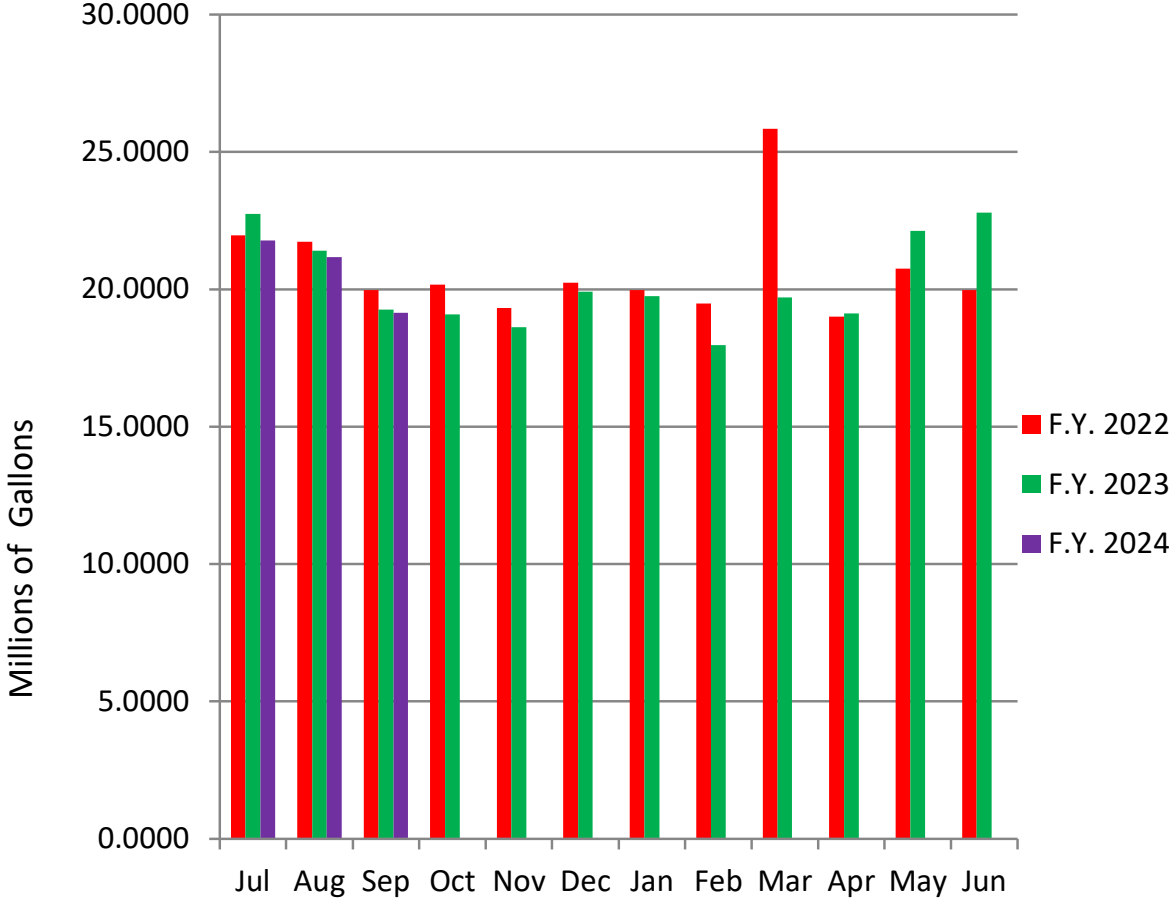
Alma-St. Louis Monthly Water Consumption



City of Alma Water Consumption



City of St. Louis Water Consumption



CHECK DISBURSEMENT REPORT FOR CITY OF ST LOUIS
 CHECK DATE FROM 07/01/2023 - 07/31/2023
 Banks: 0597

Check Date	Bank	Check #	Invoice	Payee	Description	GL #	Amount	
07/13/2023	0597	3123	23-0002919	CITY OF ST LOUIS	POSTAGE REIMBURSEMENT 04/28/23-06/2	597.536.599.750.000	58.08	
		3123	23-0002906		ACCOUNT PROCESSING FEE- JULY 2023	597.536.599.801.006	1,184.17	
							1,242.25	
07/13/2023	0597	3124	601013329618	CONSUMERS ENERGY	ENERGY CHARGES- ELETRIC- 915 RIVERV	597.536.000.920.000	3,118.02	
		3124	203321765672		ENERGY CHARGES- GAS- 915 RIVERVIEW	597.536.000.920.000	16.00	
		3124	201452953888		ENERGY CHARGES- GAS- 5098 N LUCE RD	597.536.000.920.000	16.00	
		3124	206791991479		ENERGY CHARGES- GAS- 110 N LINCOLN	597.536.000.920.000	16.00	
		3124	203499756400		ENERGY CHARGES- ELECTRIC-WELL 1-	11597.536.000.920.000	1,582.31	
		3124	203321767488		ENERGY CHARGES- ELECTRIC- 1869 W CH	597.536.000.920.000	390.35	
		3124	202698823639		ENERGY CHARGES- ELECTRIC- 2075 MICH	597.536.000.920.000	271.93	
		3124	206969805770		ENERGY CHARGES- ELECTRIC- 200 N LIN	597.536.000.920.000	10,734.18	
		3124	203677764116		ENERGY CHARGES- ELECTRIC- 4613 W VA	597.536.000.920.000	2,284.88	
							18,429.67	
07/13/2023	0597	3125	WW043317	FERGUSON ENTERPRISES LLC	TOTAL CHLORINE REAGENT	597.536.000.750.000	452.90	
07/13/2023	0597	3126	9742106637	GRAINGER INC	EYE WASH PRESERVATIVE X 5	597.536.000.750.000	32.35	
07/13/2023	0597	3127	475699	HAVILAND PRODUCTS	TECHNICAL GRADE LIQUID SULFURIC ACI	597.536.000.750.001	1,343.20	
07/13/2023	0597	3128	0098163-IN	LIBERTY PROCESS EQUIPMENTS	MONO PUMP STATOR	597.536.000.930.000	698.35	
07/13/2023	0597	3129	133020824	SUMMIT COMPANIES	FIRE EXTINGUISHER TESTING, SERVICE	597.536.000.801.000	645.75	
07/27/2023	0597	3130	A514291	ALMA BOLT COMPANY	SAW WHEELS/ GRINDING WHEELS	597.536.000.750.003	56.88	
07/27/2023	0597	3131	94846870	CARMEUSE	WATER GRADE MESH- 1/2 X #10	597.536.000.750.001	12,778.71	
07/27/2023	0597	3132	44940	CEC CONTROLS COMPANY	ALARM TESTING	597.536.000.801.000	575.00	
07/27/2023	0597	3133	23-0002956	CITY OF ST LOUIS	GAWA ACCOUNT PROCESSING- AUGUST 202	597.536.599.801.006	1,184.17	
07/27/2023	0597	3134	206347208457	CONSUMERS ENERGY	ENERGY CHARGES- ELECTRIC- 4613 W VA	597.536.000.920.000	215.00	
07/27/2023	0597	3135	WW043176	FERGUSON ENTERPRISES LLC	HARDNESS BUFFER SOLUTION/ EDTA TITR	597.536.000.750.000	365.10	
07/27/2023	0597	3136	9757818605	GRAINGER INC	PIPE HANDLE/STRAP WRENCH/HEX PIPE W	597.536.000.750.003	365.19	
07/27/2023	0597	3137	871085610	KONE CHICAGO	WATER PLANT MAINTENANCE PERIOD 07/0	597.536.000.801.000	181.35	
07/27/2023	0597	3138	489344	NORTH CENTRAL LABORATORIES	BROMCRESOL GREEN-METHYL RED INDICAT	597.536.000.750.000	147.17	
TOTAL - ALL FUNDS							TOTAL OF 16 CHECKS	38,713.04

--- GL TOTALS ---

597.536.000.750.000	MATERIALS & SUPPLIES	997.52
597.536.000.750.001	SUPPLIES - CHEMICALS	14,121.91
597.536.000.750.003	SUPPLIES - TOOLS & SMALL EQUIPMENT	422.07
597.536.000.801.000	PROFESSIONAL & CONTRACTED SERVICES	1,402.10

CHECK DISBURSEMENT REPORT FOR CITY OF ST LOUIS

CHECK DATE FROM 07/01/2023 - 07/31/2023

Banks: 0597

Check Date	Bank	Check #	Invoice	Payee	Description	GL #	Amount
597.536.000.920.000				UTILITIES			18,644.67
597.536.000.930.000				REPAIRS & MAINTENANCE			698.35
597.536.599.750.000				ADMIN SUPPLIES/POSTAGE/COPIES			58.08
597.536.599.801.006				CONTRACT SVS - ST LOUIS ACCOUNTING			2,368.34
				TOTAL			38,713.04

08/07/2023 03:32 PM
User: BOBBIE
DB: St Louis

CHECK REGISTER FOR CITY OF ST LOUIS
CHECK DATE FROM 07/01/2023 - 07/31/2023
GRATIOT AREA WATER AUTHORITY

Page: 1/1

Check Date	Bank	Check	Vendor	Vendor Name	Amount
Bank 0597 GAWA CHECKING					
07/13/2023	0597	3123	00256	CITY OF ST LOUIS	1,242.25
07/13/2023	0597	3124	00287	CONSUMERS ENERGY	18,429.67
07/13/2023	0597	3125	05130	FERGUSON ENTERPRISES LLC #3326	452.90
07/13/2023	0597	3126	01227	GRAINGER INC	32.35
07/13/2023	0597	3127	04556	HAVILAND PRODUCTS	1,343.20
07/13/2023	0597	3128	04800	LIBERTY PROCESS EQUIPMENT	698.35
07/13/2023	0597	3129	04454	SUMMIT COMPANIES	645.75
07/27/2023	0597	3130	04657	ALMA BOLT COMPANY	56.88
07/27/2023	0597	3131	04656	CARMEUSE	12,778.71
07/27/2023	0597	3132	04825	CEC CONTROLS COMPANY	575.00
07/27/2023	0597	3133	00256	CITY OF ST LOUIS	1,184.17
07/27/2023	0597	3134	00287	CONSUMERS ENERGY	215.00
07/27/2023	0597	3135	05130	FERGUSON ENTERPRISES LLC #3326	365.10
07/27/2023	0597	3136	01227	GRAINGER INC	365.19
07/27/2023	0597	3137	04856	KONE CHICAGO	181.35
07/27/2023	0597	3138	04946	NORTH CENTRAL LABORATORIES	147.17

0597 TOTALS:

Total of 16 Checks:	38,713.04
Less 0 Void Checks:	0.00
Total of 16 Disbursements:	38,713.04

09/05/2023 03:55 PM
 User: BOBBIE
 DB: St Louis

CHECK DISBURSEMENT REPORT FOR CITY OF ST LOUIS
 CHECK DATE FROM 08/01/2023 - 08/31/2023
 Banks: 0597

Check Date	Bank	Check #	Invoice	Payee	Description	GL #	Amount
08/11/2023	0597	3139	1708319923006	ADVANCE AUTO PARTS	DIEHARD PLATINUM BATTERIES	597.536.000.930.000	324.26
08/11/2023	0597	3140	C343728	ALMA HARDWARE	GARDEN HOSE ADJUSTABLE TRIGGER NOZZ	597.536.000.750.003	15.99
08/11/2023	0597	3141	94860075	CARMEUSE	WATER GRADE MESH- 1/2 X #10 MESH	597.536.000.750.001	13,354.62
08/11/2023	0597	3142	201719964140	CONSUMERS ENERGY	ENERGY CHARGES- ELECTRIC & GAS- 101	597.536.000.920.000	61.66
		3142	201719964141		ENERGY CHARGES- GAS- 200 N LINCOLN	597.536.000.920.000	16.82
		3142	201719961836		ENERGY CHARGES- ELECTRIC- 622 S LIN	597.536.000.920.000	2,130.34
		3142	201719961837		ENERGY CHARGES- ELECTRIC & GAS- 540	597.536.000.920.000	2,150.33
		3142	205012626936		ENERGY CHARGES- ELECTRIC- 915 RIVER	597.536.000.920.000	718.76
		3142	201808962013		ENERGY CHARGES- GAS- 915 RIVERVIEW	597.536.000.920.000	14.48
		3142	206169378539		ENERGY CHARGES- GAS- 5098 N LUCE RD	597.536.000.920.000	14.48
		3142	202876846883		ENERGY CHARGES- ELECTRIC- 110 N LIN	597.536.000.920.000	1,335.57
		3142	202431915044		ENERGY CHARGES- GAS- 110 N LINCOLN	597.536.000.920.000	4.84
		3142	201986961882		ENERGY CHARGES- ELECTRIC- 1869 W CH	597.536.000.920.000	420.83
		3142	201364042634		ENERGY CHARGES- ELECTRIC- 2075 MICH	597.536.000.920.000	242.30
							<hr/> 7,110.41
08/11/2023	0597	3143	302885-0	DBI BUSINESS INTERIORS	TRASH BAGS/ XEROX TONER/ TOILET TIS	597.536.000.750.000	138.01
08/11/2023	0597	3144	3134063097	IDEXX DISTRIBUTION INC.	COLISURE- E COLI TESTS	597.536.000.750.000	4,305.70
08/11/2023	0597	3145	4032-237904	PARAGON LABORATORIES, INC	EPA METALS/ VOLATILE ORGANIC COMPOU	597.536.000.801.000	225.00
08/11/2023	0597	3146	1200	PRECISION WELD AND FAB	LISODA ASH CRUSHER UNIT W/ POWDER COA	597.536.000.930.000	1,216.04
08/11/2023	0597	3147	129182	SCOTLAND OIL COMPANY, INC	DIESEL ENGINE OIL- PHILLIPS 66 15W4	597.536.000.750.000	233.70
08/11/2023	0597	3148	INV00081995	USA BLUE BOOK	CONDUCTIVITY SOLUTIONS & TRACEABLE	597.536.000.750.000	128.00
08/29/2023	0597	3149	A519463	ABC FASTENER GROUP, INC.	CYLINDER RADIUS CARBIDE BUR/ PIPELI	597.536.000.750.003	61.76
08/29/2023	0597	3150	1708321957633	ADVANCE AUTO PARTS	GENERATOR #10- HEATER HOSES/ HEATER	597.536.000.930.000	22.03
08/29/2023	0597	3151	71036	ALEXANDER CHEMICAL CORP	HYDROFLUOSILICIC ACID- 550LB DRUM	597.536.000.750.001	1,210.00
		3151	71036		FUEL SURCHARGE	597.536.000.750.001	75.00
							<hr/> 1,285.00
08/29/2023	0597	3152	2111/8	ALMA ACE HARDWARE	IMPACT DRILL BIT	597.536.000.750.003	22.99
08/29/2023	0597	3153	A76067	ALMA HARDWARE	UPS SHIPPING CHARGES	597.536.000.750.000	13.13
08/29/2023	0597	3154	8014	BIOLOGICAL RESEARCH SOLU	ANALYSIS OF REAGENT FOR BACTERIAL S	597.536.000.801.000	36.00
08/29/2023	0597	3155	94879668	CARMEUSE	WATER GRADE MESH- 1/2 X #10 MESH	597.536.000.750.001	15,135.00
08/29/2023	0597	3156	23-0004275	CITY OF ALMA	WATER PRODUCTION SALARIES	597.536.000.801.001	18,948.47
		3156	23-0004275		WATER PRODUCTION FRINGES	597.536.000.801.001	7,018.08

CHECK DISBURSEMENT REPORT FOR CITY OF ST LOUIS

CHECK DATE FROM 08/01/2023 - 08/31/2023

Banks: 0597

Check Date	Bank	Check #	Invoice	Payee	Description	GL #	Amount
		3156	23-0004275		UNIFORM RENTAL	597.536.000.801.001	111.55
		3156	23-0004275		PW LABOR/EQ	597.536.000.801.002	1,904.30
		3156	23-0004275		COMMUNICATIONS	597.536.000.850.000	202.25
		3156	23-0004275		WATER EQUIPMENT RENTAL	597.536.000.943.000	451.35
		3156	23-0004275		ENGINEERING ALLOCATION	597.536.599.801.004	41.45
							28,677.45
08/29/2023	0597	3157	23-0002998	CITY OF ST LOUIS	ST LOUIS ADMIN TIME- 01/01/23-06/30	597.536.599.801.005	2,644.17
		3157	23-0002990		GAWA ACCOUNT PROCESSING- SEPT 2023	597.536.599.801.006	1,184.17
							3,828.34
08/29/2023	0597	3158	207147213476	CONSUMERS ENERGY	ENERGY CHARGES- ELECTRIC- 4613 W VA	597.536.000.920.000	579.67
		3158	206703081794		ENERGY CHARGES- ELECTRIC- 200 N LIN	597.536.000.920.000	10,606.11
		3158	203321830321		ENERGY CHARGES- 4613 W VAN BUREN RD	597.536.000.920.000	209.52
		3158	205368601234		ENERGY CHARGES- GAS & ELECTRIC- 540	597.536.000.920.000	2,011.30
		3158	205368601233		ENERGY CHARGES- ELECTRIC- 622 S LIN	597.536.000.920.000	1,597.89
		3158	205190644280		ENERGY CHARGES- GAS & ELECTRIC- 101	597.536.000.920.000	58.68
		3158	205190644281		ENERGY CHARGES- GAS- 200 N LINCOLN	597.536.000.920.000	16.13
							15,079.30
08/29/2023	0597	3159	302885-1	DBI BUSINESS INTERIORS	BLACK PHASER TONER	597.536.000.750.000	349.99
08/29/2023	0597	3160	9797203958	GRAINGER INC	HEATER HOSE/ BARBED HOSE FITTING/ H	597.536.000.750.000	107.20
		3160	9805858421		CHEMICAL RESISTANT GLOVES/ CHEMICAL	597.536.000.750.000	24.63
		3160	9797203941		STAINLESS STEEL UTILITY PUMP	597.536.000.930.000	180.85
							312.68
08/29/2023	0597	3161	480290	HAVILAND PRODUCTS	SODA ASH DENSE- 23.19/TONS	597.536.000.750.001	12,568.98
		3161	480759		SULFURIC ACID- 3680LBS	597.536.000.750.001	1,343.20
		3161	480322		CREDIT- DEPOSIT RETURN	597.536.000.750.001	(235.00)
							13,677.18
08/29/2023	0597	3162	026431	ITHACA MANUFACTURING CORP	GALVANIZED BULK PIPE	597.536.000.930.000	358.89
08/29/2023	0597	3163	920325	JONES CHEMICALS, INC.	HYPOCHLORITE SOLUTION X 4669 X 1 GA	597.536.000.750.001	10,161.14
08/29/2023	0597	3164	S5250726.001	MEDLER ELECTRIC COMPANY	LENOX VARIABLE BIT	597.536.000.750.003	39.05
08/29/2023	0597	3165	2023 RETENTION	MICHIGAN MUNICIPAL RISK	RETENTION FUND INSTALLMENT #2 07/01	597.536.000.955.000	250.00
		3165	2023 INSTALL #2		GEN FUND INSTALL #2- POLICY #M00016	597.536.000.955.000	2,775.00
							3,025.00
08/29/2023	0597	3166	18703	MID MICHIGAN UPHOLSTERY	BLACK IN-STOCK VINYL- LAB EQUIPMENT	597.536.000.930.000	20.00
		3166	18703		LABOR	597.536.000.930.000	31.60

09/05/2023 03:55 PM
 User: BOBBIE
 DB: St Louis

CHECK DISBURSEMENT REPORT FOR CITY OF ST LOUIS
 CHECK DATE FROM 08/01/2023 - 08/31/2023
 Banks: 0597

Check Date	Bank	Check #	Invoice	Payee	Description	GL #	Amount
							51.60
08/29/2023	0597	3167	17292	MID-MICHIGAN SECURITY SY	YEARLY ALARM MONITORING/ YEARLY CEL	597.536.000.801.000	318.00
08/29/2023	0597	3168	490688	NORTH CENTRAL LABORATORII	LITER P-31, PHOSPHATE BUFFER (APHA	597.536.000.750.000	66.20
		3168	490817		3 X LITER P-31, PHOSPHGATE BUFFER (597.536.000.750.000	125.77
							191.97
08/29/2023	0597	3169	INV00092238	USA BLUE BOOK	E. COLI KWIK-STICKS/ PSEUDOMONAS KW	597.536.000.750.000	288.50
				TOTAL - ALL FUNDS	TOTAL OF 31 CHECKS		119,986.73

--- GL TOTALS ---

597.536.000.750.000	MATERIALS & SUPPLIES	5,780.83
597.536.000.750.001	SUPPLIES - CHEMICALS	53,612.94
597.536.000.750.003	SUPPLIES - TOOLS & SMALL EQUIPMENT	139.79
597.536.000.801.000	PROFESSIONAL & CONTRACTED SERVICES	579.00
597.536.000.801.001	CONTRACT SVS - ALMA WATER DEPT	26,078.10
597.536.000.801.002	CONTRACTED SVS - PW PERSONNEL	1,904.30
597.536.000.850.000	TECHNOLOGY AND COMMUNICATIONS	202.25
597.536.000.920.000	UTILITIES	22,189.71
597.536.000.930.000	REPAIRS & MAINTENANCE	2,153.67
597.536.000.943.000	EQUIPMENT RENTAL	451.35
597.536.000.955.000	INSURANCE & BONDS	3,025.00
597.536.599.801.004	CONTRACT SVS - ALMA ACCOUNTING	41.45
597.536.599.801.005	CONTRACT SVS - ST LOUIS ADMIN	2,644.17
597.536.599.801.006	CONTRACT SVS - ST LOUIS ACCOUNTING	1,184.17
	TOTAL	119,986.73

Check Date	Bank	Check	Vendor	Vendor Name	Amount
Bank 0597 GAWA CHECKING					
08/11/2023	0597	3139	04284	ADVANCE AUTO PARTS	324.26
08/11/2023	0597	3140	00055	ALMA HARDWARE	15.99
08/11/2023	0597	3141	04656	CARMEUSE	13,354.62
08/11/2023	0597	3142	00287	CONSUMERS ENERGY	7,110.41
08/11/2023	0597	3143	03643	DBI BUSINESS INTERIORS	138.01
08/11/2023	0597	3144	04993	IDEXX DISTRIBUTION INC.	4,305.70
08/11/2023	0597	3145	03595	PARAGON LABORATORIES, INC	225.00
08/11/2023	0597	3146	05042	PRECISION WELD AND FAB LLC	1,216.04
08/11/2023	0597	3147	01032	SCOTLAND OIL COMPANY, INC	233.70
08/11/2023	0597	3148	01197	USA BLUE BOOK	128.00
08/29/2023	0597	3149	00049	ABC FASTENER GROUP, INC.	61.76
08/29/2023	0597	3150	04284	ADVANCE AUTO PARTS	22.03
08/29/2023	0597	3151	01726	ALEXANDER CHEMICAL CORPORATION	1,285.00
08/29/2023	0597	3152	04978	ALMA ACE HARDWARE	22.99
08/29/2023	0597	3153	00055	ALMA HARDWARE	13.13
08/29/2023	0597	3154	04667	BIOLOGICAL RESEARCH SOLUTIONS, INC.	36.00
08/29/2023	0597	3155	04656	CARMEUSE	15,135.00
08/29/2023	0597	3156	00245	CITY OF ALMA	28,677.45
08/29/2023	0597	3157	00256	CITY OF ST LOUIS	3,828.34
08/29/2023	0597	3158	00287	CONSUMERS ENERGY	15,079.30
08/29/2023	0597	3159	03643	DBI BUSINESS INTERIORS	349.99
08/29/2023	0597	3160	01227	GRAINGER INC	312.68
08/29/2023	0597	3161	04556	HAVILAND PRODUCTS	13,677.18
08/29/2023	0597	3162	04167	ITHACA MANUFACTURING CORP	358.89
08/29/2023	0597	3163	04808	JONES CHEMICALS, INC.	10,161.14
08/29/2023	0597	3164	00679	MEDLER ELECTRIC COMPANY	39.05
08/29/2023	0597	3165	04334	MICHIGAN MUNICIPAL RISK MANAGEMENT	3,025.00
08/29/2023	0597	3166	00281	MID MICHIGAN UPHOLSTERY	51.60
08/29/2023	0597	3167	00190	MID-MICHIGAN SECURITY SYSTEMS	318.00
08/29/2023	0597	3168	04946	NORTH CENTRAL LABORATORIES	191.97
08/29/2023	0597	3169	01197	USA BLUE BOOK	288.50

0597 TOTALS:

Total of 31 Checks:	119,986.73
Less 0 Void Checks:	0.00
Total of 31 Disbursements:	119,986.73

Fund 597 GRATIOT AREA WATER AUTHORITY

GL Number	Description	PERIOD ENDED 07/31/2022	PERIOD ENDED 07/31/2023
*** Assets ***			
ASSETS			
597.000.000.001.001	OPERATING CASH - (COM)	427,250.41	690,617.88
597.000.000.040.001	MISC ACCOUNTS RECEIVABLE - MR/YE	114,797.35	72,531.94
597.000.000.110.000	INVENTORY	21,798.48	21,798.48
597.000.000.123.000	PREPAID EXPENSES	0.00	6,050.00
597.000.000.194.000	ADVANCE TO ALMA	40,000.00	40,000.00
ASSETS		<u>603,846.24</u>	<u>830,998.30</u>
REPLACEMENT RESERVES			
597.000.000.002.000	SAVINGS-EQUIP REPLACEMENT (COM)	261,302.84	35,302.84
597.000.000.017.000	INVEST-MICLASS-EQUIP REPLACEMENT	3,082,427.41	3,817,009.57
REPLACEMENT RESERVES		<u>3,343,730.25</u>	<u>3,852,312.41</u>
FIXED ASSETS			
597.000.000.130.000	LAND	280,175.87	280,175.87
597.000.000.132.000	LAND IMPROVEMENTS	647,635.74	647,635.74
597.000.000.133.000	ACCUM. DEPR. - LAND IMPROVEMENTS	(152,558.60)	(152,558.60)
597.000.000.136.000	BUILDINGS + ADDITIONS/IMPROVEMENTS	15,476,983.65	15,476,983.65
597.000.000.137.000	ACCMU DEPRECIATION - BUILDING	(3,868,711.97)	(3,868,711.97)
597.000.000.140.000	MACHINERY & EQUIPMENT	3,232,880.42	3,232,880.42
597.000.000.141.000	ACCUM DEPREC - MACHINERY & EQUIPMENT	(1,987,527.72)	(1,987,527.72)
597.000.000.152.000	WATER SYSTEM	6,621,170.16	6,621,170.16
597.000.000.153.000	ACCUM DEPR - WATER SYSTEM	(857,753.61)	(857,753.61)
FIXED ASSETS		<u>19,392,293.94</u>	<u>19,392,293.94</u>
Total Assets		<u>23,339,870.43</u>	<u>24,075,604.65</u>
*** Liabilities ***			
LIABILITIES			
597.000.000.202.000	ACCOUNTS PAYABLE	56,900.92	(2,002.50)
LIABILITIES		<u>56,900.92</u>	<u>(2,002.50)</u>
Total Liabilities		<u>56,900.92</u>	<u>(2,002.50)</u>
*** Fund Balance ***			
RETAINED EARNINGS			
597.000.000.391.000	NP-INVESTMENT IN CAPITAL ASSETS	19,392,293.94	19,392,293.94
597.000.000.399.000	NET POSITION- UNRESTRICTED	3,782,995.62	3,782,995.62
RETAINED EARNINGS		<u>23,175,289.56</u>	<u>23,175,289.56</u>
Total Fund Balance		<u>23,175,289.56</u>	<u>23,175,289.56</u>
Beginning Fund Balance		23,175,289.56	23,175,289.56
Net of Revenues VS Expenditures - 22-23			903,501.76
*22-23 End FB/23-24 Beg FB		23,175,289.56	
Net of Revenues VS Expenditures - Current Year		107,679.95	(1,184.17)
Ending Fund Balance		23,175,289.56	24,078,791.32
Total Liabilities And Fund Balance		23,339,870.43	24,075,604.65

* Year Not Closed

User: BOBBIE

DB: St Louis

PERIOD ENDING 07/31/2023

GRATIOT AREA WATER AUTHORITY
MONTHLY STATEMENTS ARE CASH BASIS

GL NUMBER	DESCRIPTION	2023-24 AMENDED BUDGET	YTD BALANCE 07/31/2023	ACTIVITY FOR MONTH 07/31/23	AVAILABLE BALANCE	% BDGT USED	END BALANCE 06/30/2023
Fund 597 - GRATIOT AREA WATER AUTHORITY							
Revenues							
Dept 536.000 - WATER SYSTEM OPERATIONS & MAINTENANCE							
597.536.000.540.000	STATE GRANT	12,500.00	0.00	0.00	12,500.00	0.00	5,375.00
597.536.000.626.000	CHARGE FOR SERVICES	17,000.00	0.00	0.00	17,000.00	0.00	20,220.00
597.536.000.642.000	BULK WATER SALES	1,781,040.00	0.00	0.00	1,781,040.00	0.00	1,647,311.65
597.536.000.642.001	NONMETERED WATER SALES	4,000.00	0.00	0.00	4,000.00	0.00	5,617.00
597.536.000.665.000	INTEREST REVENUE	100,000.00	0.00	0.00	100,000.00	0.00	149,276.56
597.536.000.684.000	MISCELLANEOUS REVENUE	0.00	0.00	0.00	0.00	0.00	4,080.48
Total Dept 536.000 - WATER SYSTEM OPERATIONS & MAINTENANCE		1,914,540.00	0.00	0.00	1,914,540.00	0.00	1,831,880.69
Dept 998.000 - EQUITY TRANSFER							
597.998.000.581.000	MEMBER CONTRIBUTIONS - CAPITAL	3,000,000.00	0.00	0.00	3,000,000.00	0.00	0.00
Total Dept 998.000 - EQUITY TRANSFER		3,000,000.00	0.00	0.00	3,000,000.00	0.00	0.00
TOTAL REVENUES		4,914,540.00	0.00	0.00	4,914,540.00	0.00	1,831,880.69
Expenditures							
Dept 536.000 - WATER SYSTEM OPERATIONS & MAINTENANCE							
597.536.000.750.000	MATERIALS & SUPPLIES	41,700.00	0.00	0.00	41,700.00	0.00	41,608.06
597.536.000.750.001	SUPPLIES - CHEMICALS	398,022.00	0.00	0.00	398,022.00	0.00	239,132.22
597.536.000.750.002	SUPPLIES - FUEL	500.00	0.00	0.00	500.00	0.00	492.08
597.536.000.750.003	SUPPLIES - TOOLS & SMALL EQUIPMENT	3,000.00	0.00	0.00	3,000.00	0.00	1,935.05
597.536.000.801.000	PROFESSIONAL & CONTRACTED SERVICES	15,000.00	0.00	0.00	15,000.00	0.00	14,100.95
597.536.000.801.000.8001	PROF & CONT SVS - WELLHEAD PROTECTION	12,500.00	0.00	0.00	12,500.00	0.00	12,250.00
597.536.000.801.001	CONTRACT SVS - ALMA WATER DEPT PERSON	379,100.00	0.00	0.00	379,100.00	0.00	315,377.49
597.536.000.801.002	CONTRACTED SVS - PW PERSONNEL	14,640.00	0.00	0.00	14,640.00	0.00	12,526.53
597.536.000.850.000	TECHNOLOGY AND COMMUNICATIONS	2,625.00	0.00	0.00	2,625.00	0.00	1,300.87
597.536.000.920.000	UTILITIES	224,700.00	0.00	0.00	224,700.00	0.00	242,829.79
597.536.000.930.000	REPAIRS & MAINTENANCE	30,000.00	0.00	0.00	30,000.00	0.00	7,947.03
597.536.000.943.000	EQUIPMENT RENTAL	15,225.00	0.00	0.00	15,225.00	0.00	3,813.70
597.536.000.955.000	INSURANCE & BONDS	12,100.00	0.00	0.00	12,100.00	0.00	8,085.00
Total Dept 536.000 - WATER SYSTEM OPERATIONS & MAINTENANCE		1,149,112.00	0.00	0.00	1,149,112.00	0.00	901,398.77
Dept 536.599 - WATER SYSTEM ADMINISTRATION							
597.536.599.750.000	ADMIN SUPPLIES/POSTAGE/COPIES	500.00	0.00	0.00	500.00	0.00	370.26
597.536.599.801.000	PROFESSIONAL & CONTRACTED SERVICES	10,105.00	0.00	0.00	10,105.00	0.00	6,656.00
597.536.599.801.003	CONTRACT SVS - ALMA ENGINEERING	550.00	0.00	0.00	550.00	0.00	290.15
597.536.599.801.005	CONTRACT SVS - ST LOUIS ADMIN PERSONN	31,080.00	0.00	0.00	31,080.00	0.00	6,130.75
597.536.599.801.006	CONTRACT SVS - ST LOUIS ACCOUNTING AL	14,210.00	1,184.17	1,184.17	13,025.83	8.33	13,533.00
Total Dept 536.599 - WATER SYSTEM ADMINISTRATION		56,445.00	1,184.17	1,184.17	55,260.83	2.10	26,980.16
Dept 536.904 - DEPRECIATION							
597.536.904.968.000	DEPRECIATION EXPENSE	925,000.00	0.00	0.00	925,000.00	0.00	0.00
Total Dept 536.904 - DEPRECIATION		925,000.00	0.00	0.00	925,000.00	0.00	0.00

PERIOD ENDING 07/31/2023

GRATIOT AREA WATER AUTHORITY
MONTHLY STATEMENTS ARE CASH BASIS

GL NUMBER	DESCRIPTION	2023-24 AMENDED BUDGET	YTD BALANCE 07/31/2023	ACTIVITY FOR MONTH 07/31/23	AVAILABLE BALANCE	% BDGT USED	END BALANCE 06/30/2023
Fund 597 - GRATIOT AREA WATER AUTHORITY							
Expenditures							
Dept 901.000 - CAPITAL OUTLAY							
597.901.000.977.000	EQUIPMENT & CAPITAL PURCHASES	563,500.00	0.00	0.00	563,500.00	0.00	0.00
Total Dept 901.000 - CAPITAL OUTLAY		563,500.00	0.00	0.00	563,500.00	0.00	0.00
TOTAL EXPENDITURES		2,694,057.00	1,184.17	1,184.17	2,692,872.83	0.04	928,378.93
Fund 597 - GRATIOT AREA WATER AUTHORITY:							
TOTAL REVENUES		4,914,540.00	0.00	0.00	4,914,540.00	0.00	1,831,880.69
TOTAL EXPENDITURES		2,694,057.00	1,184.17	1,184.17	2,692,872.83	0.04	928,378.93
NET OF REVENUES & EXPENDITURES		2,220,483.00	(1,184.17)	(1,184.17)	2,221,667.17	0.05	903,501.76

Note: Most July transactions are for June services, and have been recognized in the 6/30/2023 accounting period. Other year end balance adjustments have not yet been made so 6/30/2023 is a mix of cash and accrual transactions on this report and have not been fully converted to accrual accounting for the audit presentation.

Fund 597 GRATIOT AREA WATER AUTHORITY

GL Number	Description	PERIOD ENDED 08/31/2022	PERIOD ENDED 08/31/2023
*** Assets ***			
6/30/2023 Year End adjustments have not yet been posted.			
ASSETS			
597.000.000.001.001	OPERATING CASH - (COM)	515,291.80	810,404.77
597.000.000.040.001	MISC ACCOUNTS RECEIVABLE - MR/YE	165,053.05	1,095.00
597.000.000.110.000	INVENTORY	21,798.48	21,798.48
597.000.000.123.000	PREPAID EXPENSES	0.00	6,050.00
597.000.000.194.000	ADVANCE TO ALMA	40,000.00	40,000.00
ASSETS		742,143.33	879,348.25
REPLACEMENT RESERVES			
597.000.000.002.000	SAVINGS-EQUIP REPLACEMENT (COM)	261,302.84	35,302.84
597.000.000.017.000	INVEST-MICLASS-EQUIP REPLACEMENT	3,088,284.34	3,834,146.24
REPLACEMENT RESERVES		3,349,587.18	3,869,449.08
FIXED ASSETS			
597.000.000.130.000	LAND	280,175.87	280,175.87
597.000.000.132.000	LAND IMPROVEMENTS	647,635.74	647,635.74
597.000.000.133.000	ACCUM. DEPR. - LAND IMPROVEMENTS	(152,558.60)	(152,558.60)
597.000.000.136.000	BUILDINGS + ADDITIONS/IMPROVEMENTS	15,476,983.65	15,476,983.65
597.000.000.137.000	ACCMU DEPRECIATION - BUILDING	(3,868,711.97)	(3,868,711.97)
597.000.000.140.000	MACHINERY & EQUIPMENT	3,232,880.42	3,232,880.42
597.000.000.141.000	ACCUM DEPREC - MACHINERY & EQUIPMENT	(1,987,527.72)	(1,987,527.72)
597.000.000.152.000	WATER SYSTEM	6,621,170.16	6,621,170.16
597.000.000.153.000	ACCUM DEPR - WATER SYSTEM	(857,753.61)	(857,753.61)
FIXED ASSETS		19,392,293.94	19,392,293.94
Total Assets		23,484,024.45	24,141,091.27
*** Liabilities ***			
LIABILITIES			
597.000.000.202.000	ACCOUNTS PAYABLE	11,440.24	(61,613.38)
LIABILITIES		11,440.24	(61,613.38)
Total Liabilities		11,440.24	(61,613.38)
*** Fund Balance ***			
RETAINED EARNINGS			
597.000.000.391.000	NP-INVESTMENT IN CAPITAL ASSETS	19,392,293.94	19,392,293.94
597.000.000.399.000	NET POSITION- UNRESTRICTED	3,782,995.62	3,782,995.62
RETAINED EARNINGS		23,175,289.56	23,175,289.56
Total Fund Balance		23,175,289.56	23,175,289.56
Beginning Fund Balance		23,175,289.56	23,175,289.56
Net of Revenues VS Expenditures - 22-23			872,180.14
*22-23 End FB/23-24 Beg FB		23,175,289.56	
Net of Revenues VS Expenditures - Current Year		297,294.65	155,234.95
Ending Fund Balance		23,175,289.56	24,047,469.70
Total Liabilities And Fund Balance		23,484,024.45	24,141,091.27

* Year Not Closed

User: BOBBIE

DB: St Louis

PERIOD ENDING 08/31/2023

GRATIOT AREA WATER AUTHORITY
MONTHLY STATEMENTS ARE CASH BASIS

GL NUMBER	DESCRIPTION	2023-24 AMENDED BUDGET	YTD BALANCE 08/31/2023	ACTIVITY FOR MONTH 08/31/23	AVAILABLE BALANCE	% BDGT USED	END BALANCE 06/30/2023
Fund 597 - GRATIOT AREA WATER AUTHORITY							
Revenues							
Dept 536.000 - WATER SYSTEM OPERATIONS & MAINTENANCE							
597.536.000.540.000	STATE GRANT	12,500.00	0.00	0.00	12,500.00	0.00	5,375.00
597.536.000.626.000	CHARGE FOR SERVICES	17,000.00	1,170.45	0.45	15,829.55	6.89	20,220.00
597.536.000.642.000	BULK WATER SALES	1,781,040.00	165,854.51	0.00	1,615,185.49	9.31	1,647,311.65
597.536.000.642.001	NONMETERED WATER SALES	4,000.00	0.00	0.00	4,000.00	0.00	5,617.00
597.536.000.665.000	INTEREST REVENUE	100,000.00	18,448.39	0.00	81,551.61	18.45	149,276.56
597.536.000.684.000	MISCELLANEOUS REVENUE	0.00	0.00	0.00	0.00	0.00	4,080.48
Total Dept 536.000 - WATER SYSTEM OPERATIONS & MAINTENANCE		1,914,540.00	185,473.35	0.45	1,729,066.65	9.69	1,831,880.69
Dept 998.000 - EQUITY TRANSFER							
597.998.000.581.000	MEMBER CONTRIBUTIONS - CAPITAL	3,000,000.00	0.00	0.00	3,000,000.00	0.00	0.00
Total Dept 998.000 - EQUITY TRANSFER		3,000,000.00	0.00	0.00	3,000,000.00	0.00	0.00
TOTAL REVENUES		4,914,540.00	185,473.35	0.45	4,729,066.65	3.77	1,831,880.69
Expenditures							
Dept 536.000 - WATER SYSTEM OPERATIONS & MAINTENANCE							
597.536.000.750.000	MATERIALS & SUPPLIES	41,700.00	5,170.51	5,170.51	36,529.49	12.40	41,608.06
597.536.000.750.001	SUPPLIES - CHEMICALS	398,022.00	13,354.62	13,354.62	384,667.38	3.36	239,132.22
597.536.000.750.002	SUPPLIES - FUEL	500.00	0.00	0.00	500.00	0.00	492.08
597.536.000.750.003	SUPPLIES - TOOLS & SMALL EQUIPMENT	3,000.00	72.87	72.87	2,927.13	2.43	1,935.05
597.536.000.801.000	PROFESSIONAL & CONTRACTED SERVICES	15,000.00	406.35	406.35	14,593.65	2.71	14,100.95
597.536.000.801.000.8001	PROF & CONT SVS - WELLHEAD PROTECTION	12,500.00	0.00	0.00	12,500.00	0.00	12,250.00
597.536.000.801.001	CONTRACT SVS - ALMA WATER DEPT PERSON	379,100.00	0.00	0.00	379,100.00	0.00	341,455.59
597.536.000.801.002	CONTRACTED SVS - PW PERSONNEL	14,640.00	0.00	0.00	14,640.00	0.00	14,430.83
597.536.000.850.000	TECHNOLOGY AND COMMUNICATIONS	2,625.00	0.00	0.00	2,625.00	0.00	1,503.12
597.536.000.920.000	UTILITIES	224,700.00	7,325.41	7,325.41	217,374.59	3.26	242,829.79
597.536.000.930.000	REPAIRS & MAINTENANCE	30,000.00	1,540.30	1,540.30	28,459.70	5.13	7,947.03
597.536.000.943.000	EQUIPMENT RENTAL	15,225.00	0.00	0.00	15,225.00	0.00	4,265.05
597.536.000.955.000	INSURANCE & BONDS	12,100.00	0.00	0.00	12,100.00	0.00	8,085.00
Total Dept 536.000 - WATER SYSTEM OPERATIONS & MAINTENANCE		1,149,112.00	27,870.06	27,870.06	1,121,241.94	2.43	930,034.77
Dept 536.599 - WATER SYSTEM ADMINISTRATION							
597.536.599.750.000	ADMIN SUPPLIES/POSTAGE/COPIES	500.00	0.00	0.00	500.00	0.00	370.26
597.536.599.801.000	PROFESSIONAL & CONTRACTED SERVICES	10,105.00	0.00	0.00	10,105.00	0.00	6,656.00
597.536.599.801.003	CONTRACT SVS - ALMA ENGINEERING	550.00	0.00	0.00	550.00	0.00	290.15
597.536.599.801.004	CONTRACT SVS - ALMA ACCOUNTING ALLOCA'	0.00	0.00	0.00	0.00	0.00	41.45
597.536.599.801.005	CONTRACT SVS - ST LOUIS ADMIN PERSONN	31,080.00	0.00	0.00	31,080.00	0.00	8,774.92
597.536.599.801.006	CONTRACT SVS - ST LOUIS ACCOUNTING AL	14,210.00	2,368.34	1,184.17	11,841.66	16.67	13,533.00
Total Dept 536.599 - WATER SYSTEM ADMINISTRATION		56,445.00	2,368.34	1,184.17	54,076.66	4.20	29,665.78
Dept 536.904 - DEPRECIATION							
597.536.904.968.000	DEPRECIATION EXPENSE	925,000.00	0.00	0.00	925,000.00	0.00	0.00

PERIOD ENDING 08/31/2023

GRATIOT AREA WATER AUTHORITY
MONTHLY STATEMENTS ARE CASH BASIS

GL NUMBER	DESCRIPTION	2023-24 AMENDED BUDGET	YTD BALANCE 08/31/2023	ACTIVITY FOR MONTH 08/31/23	AVAILABLE BALANCE	% BDGT USED	END BALANCE 06/30/2023
Fund 597 - GRATIOT AREA WATER AUTHORITY							
Expenditures							
Total Dept 536.904 -	DEPRECIATION	925,000.00	0.00	0.00	925,000.00	0.00	0.00
Dept 901.000 - CAPITAL OUTLAY							
597.901.000.977.000	EQUIPMENT & CAPITAL PURCHASES	563,500.00	0.00	0.00	563,500.00	0.00	0.00
Total Dept 901.000 -	CAPITAL OUTLAY	563,500.00	0.00	0.00	563,500.00	0.00	0.00
TOTAL EXPENDITURES		2,694,057.00	30,238.40	29,054.23	2,663,818.60	1.12	959,700.55
Fund 597 - GRATIOT AREA WATER AUTHORITY:							
TOTAL REVENUES		4,914,540.00	185,473.35	0.45	4,729,066.65	3.77	1,831,880.69
TOTAL EXPENDITURES		2,694,057.00	30,238.40	29,054.23	2,663,818.60	1.12	959,700.55
NET OF REVENUES & EXPENDITURES		2,220,483.00	155,234.95	(29,053.78)	2,065,248.05	6.99	872,180.14

6/30/2023 Year End adjustments have not yet been posted.